

Conflict, Occupation and War



Habitat-related human rights violations since the pandemic-era call for a global cease-fire

Report from the HLRN Violation Database 2021





Housing and Land Rights Network
HABITAT INTERNATIONAL COALITION

**HLRN Coordination Office and
Middle East and Africa Program:**

4 Sulaiman Abaza Street, 3rd Floor • Muhandisin, Cairo EGYPT

Tel./Fax: +20 (0)2 3762–8617 • E-mail: hlrn@hlrn.org / hic-mena@hic-mena.org /

HLRN Websites: www.hlrn.org / www.hic-mena.org

UN Liaison Office:

15, Rue des Savoises • 1205 Geneva SWITZERLAND

Tel./Fax: +41 (0)79 503–1485 • E-mail: hlrn@hlrn.org



**Housing and Land Rights Network
HABITAT INTERNATIONAL COALITION**

**HLRN Coordination Office and
Middle East and Africa Program:**

4 Sulaiman Abaza Street, 3rd Floor • Muhandisin, Cairo EGYPT
Tel./Fax: +20 (0)2 3762–8617 • E-mail: hlrn@hlrn.org / hic-mena@hic-mena.org /
HLRN Websites: www.hlrn.org / www.hic-mena.org

UN Liaison Office:

15, Rue des Savoises • 1205 Geneva SWITZERLAND
Tel./Fax: +41 (0)79 503–1485 • E-mail: hlrn@hlrn.org

Title: *Conflict, Occupation and War: Habitat-related human rights violations since the pandemic-era call for a global cease-fire*

Authors: Joseph Schechla, Ahmed Mansour Ismail, Heather Elaydi, Yasser Abdelkader and Humphrey Otieno Oduor

Cover: Shaker Ali (52) surveys what remains of his once-busy Aden neighborhood destroyed in Yemen's protracted armed conflict since 2015. Source: Saleh Bahulais/UNHCR.

Copyright © 2021 Housing and Land Rights Network

Made possible with support from:

MISEREOR
DAS HILFSWERK



**Agència Catalana
de Cooperació
al Desenvolupament**

Contents

Introduction.....	1
Methodology and organizational criteria.....	2
Armed Violence	3
Latent Conflicts.....	6
Foreign Occupation and Colonization	9
Wars.....	15
Conclusion	17
Endnotes:.....	19
Annex: Data Table	21

Introduction

At the end of 2020, 55 million people were internally displaced across the world, 48 million as a result of conflict and violence,¹ and that number is rising in the second year of the COVID-19 pandemic. However, this statistic represents only a fragment of the ongoing violations of housing and land rights in the context of conflicts, occupations and wars.

Violent conflict, occupation and war cause millions of people to be evicted, dispossessed, and/or flee their homes every year, forcing many victims to take refuge across borders. The resulting displacement crises not only creates grave logistical and humanitarian consequences, but further threaten international security and risk the lives of displaced people, aid workers, human rights defenders and peacekeepers. This is the second year of HLRN reporting from the Violation Database (VDB) on the occasion of World Habitat Day—or Human Rights Habitat Day—since international leaders called for a cease fire during the COVID-19 pandemic.

On 23 March 2020, UN Secretary-General António Guterres issued an urgent appeal for a global ceasefire in all corners of the world to focus together on the true and common fight; i.e., defeating COVID-19. “Now is the time for a collective new push for peace and reconciliation,” the S-G said, “And so I appeal for a stepped-up international effort — led by the Security Council — to achieve a global ceasefire by the end of this year.”² By June, 170 states endorsed the UN ceasefire appeal during the COVID crisis,³ including some states under conflict, occupation and/or war⁴ Guterres repeated that call as the 75th UN General Assembly session convened in September, but again that urgent plea fell on combatants’ deaf ears.




Figure 1: UN Secretary-General António Guterres announcing the Global Partnership for the Prevention of Armed Conflict (GPPAC) on Twitter: “The fury of the virus illustrates the folly of war. That is why today, I am calling for an immediate global ceasefire in all corners of the world,” said @antonioguterres as the #COVID19 virus became a pandemic.

On

Silencing the guns would not only support the fight against COVID-19, but also create opportunities for life-saving aid, open windows for diplomacy and bring hope to people suffering in conflict zones who are particularly vulnerable to the pandemic. Since March, 180 countries, the Security Council, regional organizations, civil society groups, peace advocates and millions of global citizens have endorsed the Secretary-General’s ceasefire call. In light of the dual hazards of the public health crisis and climate change, HIC also joined the chorus by demanding a human rights habitat, not war.⁵

Despite the dangers posed by conflict-induced displacement, scholars, policy makers and international organizations usually have only a partial understanding of the complex dynamics and consequences of these crises. Conflict-induced displacement consists of two main factors: (1) The violence that caused the displacement and (2) The characteristics of the resulting displacement

crisis. Many observers omit to disaggregate each factor; rather lumping all types of violence together or viewing displaced people as an undifferentiated mass.

The VDB does not seek to explain the causes of such gross violations of human rights as forced eviction,⁶ dispossession and wanton destruction of habitat. However, it does represent an attempt to get closer to their otherwise under-reported consequences and patterns of such violations. Other forensic instruments and methods as HLRN's Violation Impact Assessment Tool (VIAT) seek to assess the wealth, wellbeing and habitat values at stake with a view to achieving reparation for these gross and serious violations.⁷

Methodology and organizational criteria

For its purposes, this 2021 VDB report addresses the specific habitat-related human rights violations arising from armed conflicts, occupations and wars since the early 2020 beginnings of the pandemic and the calls for an elusive global ceasefire. The review organizes the cases of ongoing and continuing violations under those three classifications and cites the start date of their habitat-rights violation patterns, keeping squarely in mind that a violation remains a violation, and a victim of such violation remains a victim unless and until full reparation is made.

The chronology emphasizes how far the world has strayed from the peace-and-security pillar and purpose of the UN and its Charter, as well as its fellow capital pillars of human rights and sustainable development. This reminds us also of the new incidents of violence that have erupted anew, even after the pandemic and call for a humanitarian pause. While all are forms of conflict, the distinction applied here is that:

Armed violence, the most-general classification, includes those cases that have involved internal conflicts of active violence during the review period;

Latent conflicts are those cases of past or low-grade violence, involving parties internal to the affected state with identifiable victims during the review period;

Foreign occupation and colonization are those contexts meeting the legal criteria of occupation⁸ and colonization⁹ processes through the review period;

Wars are major state-to-state conflicts involve declared wars fought during the review period. Conflicts causing at least 1,000 deaths in one calendar year are considered wars by the Uppsala Conflict Data Program.¹⁰

The three categories of conflict, occupation and war are not mutually exclusive, but rather may overlap significantly. Recognizing the processes and potential of conflict transformation, this report offers a mere snapshot of a constantly changing multidimensional moving picture, even within the temporal confines of the pandemic period 2020–2021. Limited by time and other available resources, this review does not cover all possible conflicts, but gives priority to cases within rational classifications and involve the violations monitored and entered into the VDB; i.e., evictions/displacement, demolition/destruction and confiscation/dispossession.¹¹

This disaggregation of both concepts and contexts of conflict-induced forced evictions, displacement, destruction and dispossession should aid our understanding of the range of habitat-related human rights, causes and consequences for people who fall victim to the abuse of power associated with the use of force. The year's report of trends from the HLRN Violation Database develops typologies to analyze those concepts and discusses the implications for future research on conflict-induced displacement, as well as remedies so long in coming.

Other monitors have their role to place and complement this HLRN monitoring-and-reporting effort. This report from the VDB cites their work with much appreciation. At the beginning of this reporting period, a total of 50.8 million internally displaced people (IDPs) have been counted across the world at the end of 2019 – 45.7 million as a result of conflict and violence.¹² At the end of 2020, at least 82.4 million persons were forcibly displaced worldwide for various reasons, including climate events. This total included 26.4 million cross-border refugees, displaced persons and 4.1 million asylum seekers as a result of persecution, conflict, violence, human rights violations or events seriously disturbing public order.¹³ **The present calculations find 75,880,371–80,370,006 cumulative victims from conflict, occupation and wars covered here, with subtotals of 11,143,665–11,706,810 during 2020, and 5,432,865 so far in 2021, with at least 1,676,000 at risk.**

Armed Violence

This category of active internal conflicts is the most-numerous category, with 17 cases reflected in 100s of entries in the VDB. One large-scale and multi-faceted of conflicts has been in Myanmar, stoked by the 1 February 2021 military coup, which deposed the elected government. The many sides to the conflict with the military government have roots in the states failure to represent all of its people and the eruption of ethnic groups resisting successive military rule.

The most notable case is the conflict between the state and the Muslim Rohingya people, an estimated 655,000 to 700,000 of whom reportedly fled to Bangladesh between 25 August 2017 and December 2017, joining an additional 300,000 Rohingya refugees in Bangladesh who had arrived after fleeing earlier waves of sectarian violence.

An estimated 128,000 Rohingyas were internally displaced inside of Rakhine State as of 31 July 2018, and all remain eviction and displacement victims entitled to reparation, including consensual return (as equal citizens of Myanmar), restitution, resettlement, rehabilitation, compensation, guarantees of nonrepetition and satisfaction.

Conflict dispossessed and/or displaced persons in Kachin reached 100,000 during the period. In 2020, another armed conflict between the government and the Arakan Army, an ethnic nonstate armed group fighting alongside the Kachin Independence Army, triggered about 58,000 in Rakhine and Chin States. Another 12,000 Karen were recorded in Shan and Kayin States, and in the Mandalay region, the result of fighting between the military and ethnic nonstate armed groups. An estimated 22,000 Myanmar refugees escaped to neighboring countries since 1 February 2021, and a total of 176,000 are estimated to be internally displaced within Myanmar

since 1 February 2021, while displacement declined slightly in Kayah State and Shan State (South) as some of the displaced temporarily returned to their areas of origin to tend to their farms or access healthcare, which were unavailable in areas of displacement.

In Ethiopia, clashes between Oromo and Amhara communities in the Oromo Zone of Amhara region and surrounding towns continued in March 2021, with gunshots being reported in Majete, Ataye, and Dumuga towns in the area. From 18 March to 31 March, 80,000 people have been displaced.

The numbers of displaced and refugees from the fighting in Tigray are uncertain, due to the lack of access to monitors and humanitarian agencies there. Estimates range between 1,692,000 and 2,254,000. While most estimates agree that the number was at least 2 million at the end of 2020, an additional 54,000 was adding to these estimates from evictions and displacements by end July 2021.

Insurgency, mostly attributed to Al Shabaab, has left a cumulative 3,315,000 displaced in Somalia. That number includes also the 293,000 displaced due to violence in 2020 and another 347,00 in 2021. Over 250,000 persons have been evicted/displaced in Banadir, Berdale and Baadweyn, including close to 200,000 in Mogadishu (Banadir region) .

Democratic Republic of Congo (DRC) has been a theater of conflict-induced eviction and displacement since 1972, and the violence did not abate during the current pandemic. Eastern DRC has seen 6,288,000 displaced in the course of conflict, including some 2,900,000 evicted in 2020, and another 1,000,000 in 2021.

Added to these numbers are the civilian victims of the Allied Democratic Forces (ADF) insurgency, which has left at least 152,300 evicted and displaced, including more than 2,300 in 2020. The Ituri conflict has featured random violence between agriculturalist Lendus and pastoralist Hema, affecting a total of some 653,000 evicted, including more than 540,000 in 2020, and another 40,000 this year.

The conflict in Kivu, DRC has involved Armed Forces of the Democratic Republic of the Congo (FARDC) and the Hutu Power group fighting the Democratic Forces for the Liberation of Rwanda. The ensuing violence has displaced at least 921,000, including at least 5,000 in 2020, and untold thousands so far in 2021.

The USA-led coalition invading and occupying Iraq since 2003 stoked waves of sectarian conflicts in the fragmented country. In 2014 alone, Iraq suffered the highest new internal displacement worldwide, with at least 2.2 million displaced after the Islamic State group overrun their areas. A recorded total of 67,000 Iraqis were displaced in 2020. More than 58,000 IDPs included in this figure had already been displaced at least once before by armed conflict and violence, and around 9,000 were individuals displaced for the first time, mostly from in Ninewa, Sulaymaniyah, Kirkuk, Anbar, Diyala and Baghdad. Smaller-scale violence, including continuous attacks by the

self-proclaimed Islamic State, evicted and displaced 1,524 Iraqis in 2021, making the current total of continuously displaced at 1,196,994, despite efforts at housing, land and property restitution.

The Boko Haram insurgency in northern Nigeria was responsible for creating 304,562 Nigerian refugees, over 2.1 million internally displaced in Nigeria, and over 778,000 internally displaced in Cameroon, Chad and Niger as of 31 December 2020. Over 3.2 million people are displaced, including over 2.9 million internally displaced persons (IDPs) in north-eastern Nigeria, over 684,000 IDPs in Cameroon, Chad and Niger and 304,000 refugees in the four countries. As of March 2021, the Maradi region, in southern Niger, hosted 77,000 Nigerian refugees who have fled relentless attacks in Katsina, Sokoto, and Zamfara states.



Figure 2: Saratou and her seven children fled their village in Nigeria to the border area in Maradi, Niger, after attacks by criminal gangs. Source: Selim Meddeb Hamrouni/UNHCR.

In the northwest of Syria, 550,000 people, more than half of the people who have been displaced since December, moved to northwestern areas in Idlib Governorate into a small enclave already hosting hundreds of thousands of displaced people. However, over 410,000 of those who escaped from the violence moved yet again to areas in northern Aleppo Governorate such as A'zaz, Afrin, Jandairis and al-Bab sub-districts, where existing services are over-stretched.

In October 2019, Turkish armed forces, supported by a coalition of armed anti-government groups, launched offensive operations against Kurdish-led Syrian Democratic Forces. Those operations led to more than 200,000 people displaced in abrupt and chaotic evacuations. As of March 2021, 6,701,972 Syrians remained displaced, which represents an increase of 133,972 IDPs over the previous year at December. In the course of operations inside Iraq, Turkey's military has

emptied 504 villages (over 40,000 inhabitants), reminiscent of Turkey's destruction of more than 3,500 Kurdish villages in the eastern Anatolian provinces between 1991 and 1996.¹⁴

For those remaining inside Syria's borders, 2.7 million IDPs live in northwest Syria, with some 1.6 million people living in 1,302 IDP sites. Close to 142,000 IDPs across 407 IDP sites in northwest Syria were reportedly affected by recent floods in which over 25,000 tents (sheltering roughly 125,000) were either destroyed or damaged.

Of the cumulative total of 925,000 IDPs due to violence in Libya, some 278,000 IDPs remained as of 31 December 2020, reflecting 39,000 new displacements in that year. No 'mass' displacements are reported in 2021 and, by August 2021, returnees increased to 643,123 individuals, but only 715 more than the previous quarter.

In the world's newest state, South Sudan, around 400,000 persons have lost their lives to ethnic and political clashes since December 2013. In addition, 4.5 million people have been displaced. A surge in violence caused more than 56,000 civilians to become displaced within South Sudan, and 80,000–120,000 people have reportedly been displaced by conflict between the Dinka and Nuer ethnic groups in 2021, with thousands fleeing to neighboring Bahr el-Ghazal state and Ezo County.

In war-torn Yemen, the ongoing conflict maintains more than 50 active frontlines across the country. More than 50,000 individuals have been forcibly displaced in 2021, particularly in Marib governorate. This is added to another estimated 143,000 displaced persons and refugees in 2020, part of a growing estimated total of some 3,635,000–4,000,000 Yemeni victims. Meanwhile, external parties, including Iran, Saudi Arabia, UAE, Britain and the United States intervene and arm the various warring parties, internationalizing Yemen's 'civil war.'

Of these cases of armed violence, we find a range of 7,068,300–7,631,245 victims of housing and land rights violations in 2020, and a total of 2,111,298 in 2021. The cumulative total from these conflicts since their beginning falls into a range of at least 39,623,806–39,989,751 victims.

Latent Conflicts

Eleven cases of latent conflict are covered in the VDB. Some of these are smoldering disputes or the remnants of past wars.

Taken chronologically, the pattern of housing and land rights violations in Iran's Khuzestan Province (Ahwaz, أحوّاز, in Arabic) has the deepest roots in the post-World War I delineation of state borders within the context of imperial powers' competition over natural resources. The 5–7 million Ahwazi Arab population of oil-rich Ahwaz have been the subjects of institutionalized neglect and discrimination since 1922. Amid the COVID-19 pandemic, Islamic Republic of Iran security forces raided an Ahwazi village on 26 August 2020, ordering the demolitions of 300 village homes, despite residents having presented evidence of ownership. The destruction was

to make way for a project of one Iran's largest economic institutions, *Bonyad-e-Mostazafan* (بنیاد مستضعفان, 'Foundation of the Oppressed,' in Persian), which operates also as a 'charity' led by the Iranian Supreme Leader Ayatollah Ali Khamenei. Iran's security forces also killed eight persons across the southern province during peaceful protests, urging authorities to remedy their denial of clean water to the population.

Another long-running conflict continues since the former British Cameroons' 1961 union with Cameroon. That conflict topped the annual list of the world's most-neglected displacement crises launched in mid-2019. Secretary General of the Norwegian Refugee Council (NRC), Jan Egeland warned that "The international community is asleep at the wheel when it comes to the crisis in Cameroon. Brutal killings, burned-down villages and massive displacement have been met with deafening silence."¹⁵

On 3 and 4 February 2021, government security forces descended on the town of Muyuka, killing three civilians, burning down at least 45 houses, detaining some 300 people, and displacing an estimated 3,000. Between 22 and 26 February 2021, at least 4,200 people were displaced from seven villages in Nwa, following attacks by Fulani vigilante groups in which at least eight people



Figure 3: Anglophone refugees from Cameroon are registered by UNHCR staff at Okende Settlement in Ogoja, Nigeria, April 2019. Source: Will Swanson/ UNHCR.

were killed. Monitors report that the Fulani herders "have carried out over a dozen raids against the natives in the villages of Nwa in less than a month." Satellite images show some villages that have been destroyed or burned down in Nwa in February 2021. It is unclear whether Fulani vigilante groups attacked the villages or whether the destruction took place during clashes with armed separatist groups, but the images suggest that the destruction was quite recent.

During the Iran-Iraqi War of the 1980s, some 23,000 Iranian refugees fled to Iraq. After Iran applied the voluntary repatriation program, hundreds of families returned to Iran, but 10,548 Iranian Kurds still live in the Kurdistan Region of Iraq and suffer neglect without refugee status and the recognized need for, and rights to protection that come with it. Recently, the local UNHCR office suspended renewals of residency status for this long-term displaced community during the COVID-19 pandemic, leaving them temporarily even more vulnerable.

In North Africa, Algeria's brutal civil war of the 1990s left some 200,000 dead and 8,000 disappeared, almost all men. That left behind a generation of mostly women-headed households with an estimated 1.5 million Algerians displaced to the outskirts of many cities. Their case remains controversial, as the Algerian Government officially stopped recognizing those persons as displaced since 2007. However, for various reasons, as many as 1 million remain holders of the

unfulfilled right to reparation, including—but not limited to—restitution of their lost homes, lands and properties.

The cumulative number of 3,036,593 IDPs from the genocidal conflict in Sudan's Darfur represent 647,256 households. With peace and resettlement efforts, this total has reduced to 2,108,735 in 2020. However, the number of Sudan's IDPs increased to 2,590,000 in 2021 counts. Most of these are in Darfur, South Kordofan and Blue Nile States, which have been the epicenters of conflict over the past 17 years. Differing reports set the number of IDPs in South Kordofan (Nuba Mountains) and Blue Nile States at 338,090–445,817 by end 2020, with no new cases reported in 2021.

Estimates vary widely also in the case of persons displaced by conflict in the Central African Republic (CAR) since 2012, ranging from 581,362 to 1 million. New reports in 2021 estimated the number of newly displaced persons at near 3,000 alone in the camp near the MINUSCA base at Ndélé, and OCHA estimated 2021 displaced persons in CAR totaling 682,000.

In 2014, Ethiopia's federal government, led by the Ethiopian People's Revolutionary Democratic Front (EPRDF), redrew the boundary between the Somali and Afar Region regions. As a result, the Somali Region lost three villages to the Afar Region. Since then, the ethnic Somalis have been trying to restore the lost villages to their control. IDPs resulting from the conflict have reached 46,000 in the Afar region, and 78,000 IDPs in Siti zone of the Somali Region.

Between July and October 2020, approximately 29,000 households were internally displaced because of violent conflicts in the disputed areas. On 23–24 July 2021, militia from the neighboring Afar region attacked and looted a Somali town, Gedamaytu, also known as Gabraisa. However, neither specific numbers of evicted/displaced persons, nor population figures for Gedamaytu are available.

Since The Philippines Rodrigo Duterte began his administration on 30 June 2016, roughly 300,000 suspects in his 'drug war' have been abducted from their homes and jailed without due process, forcing them to live in inhumane conditions in the detention centers. Therefore, these suspects are counted here as victims of forced eviction, consistent with their detention and among other corresponding human rights violations.

Duterte's war has killed some 12,000 alleged drug personalities,¹⁶ while the official number is set at 6,229.¹⁷ Preceding a full investigation, the International Criminal Court (ICC) issued a preliminary report in June 2021 finding evidence of crimes against humanity in the Duterte government's bloody drug war since 2016.¹⁸

The random violence of Mexico's drug cartels has killed an estimated 150,000 since 2006.¹⁹ When the cartels invade Indigenous peoples' lands, their only options are to collaborate, flee or die.²⁰ Escaping this violence, the majority of Mexico's internally displaced from 2016 to 2020 came from the states of Guerrero (3,952), Chiapas (2,056), Oaxaca (1,328) and Michoacán (1,049).²¹ A new wave of violence in 2020 resulted in 9,740 displacements.²² In 2021, forced displacements

increased by 360% over 2020. By year's end, almost 45,000 people had fled their homes, with more than 10,000 abandoning their communities in the month of August alone.²³ The total of Mexicans displaced by the criminal violence since 2010 has well exceeded 400,000.²⁴

Gang violence in the Northern Triangle countries of El Salvador, Honduras and Guatemala has displaced, armed by the United States weapons trade.²⁵ In addition, migrants and asylum seekers from further south and from the Caribbean are increasingly transiting through Central America. In 2021, more than 100,000 men, women and children had crossed from Colombia to Panama through the jungle-covered Darien Gap, while Mexico received the third highest number of asylum applications in the world during the first six months of 2021.²⁶

In northern Mozambique, more than 732,000 people have become internally displaced as of March 2021, due to violence that erupted since 2017. Attacks in Palma, Cabo Delgado in April 2021 also triggered the flight of some 100,000 IDPs, bringing the current estimate of displaced and evicted inhabitants to some 850,000.

In 2021, the atavistic rebellion in southeastern Nigeria invokes memories of the Biafra War in the 1970s. Nonetheless, amid numerous reports of displacement incidents, no numbers of affected persons are provided. Civilians in the region suffer from multiple threats by the insurgency of Indigenous People of Biafra (IPOB) movement and the Eastern Security Network, as well as clashes between pastoralists and farmers competing for natural resources in the region. Many shelter seekers have fled into the forests or sought refuge outside Nigeria.

These cases of latent conflict have produced 1,127,512 victims in 2020, and 934,208 in 2021, while the cumulative total victims of gross violations of the human rights to housing and land total at least 10,666,082–15,531,984.

Foreign Occupation and Colonization

The ten ongoing cases of occupation and colonization monitored by HLRN include multiple entries per context. We begin with one of the oldest cases of occupation on the planet: the case of Puerto Rico, occupied by the United States since 1898. The island's population of 3.4 million remains in ambiguous status until the present, while US politicians and delegations at the UN have succeeded with semantic maneuvers to have Puerto Rico removed from the UN's non-self-governing territories list. Nonetheless, at the threshold of the UN's Fourth Decade on the Elimination of Colonialism (2021–2030), the UN's Special Committee on the Granting of Independence to Colonial Countries and Peoples upheld the decision that Puerto Rico remains without the features of a self-governing territory.²⁷

More-specific housing and land rights violations have returned to the headlines out of occupied Puerto Rico in a case of environmental injustice in the form of contaminated public water.²⁸ Added to that has been the notorious US denial of aid to 335,748 effected households in the aftermath of the September 2017 Hurricane Maria.²⁹

In 1944, the Soviet Army had expelled 228,392–423,100 inhabitants from the Crimean Peninsula, of whom at least 47,000 families (191,044 persons) of Crimean Tatars. Russian occupation revisited Crimea in February and March 2014. Thereupon, the official list of subsequently nationalized properties had been amended 56 times as of 12 September 2017, then listing 4,618 public and private real estate assets taken by the current Russian occupants.

Similar acquisitions have taken place in the main city of Sevastopol with the purpose of ‘restoring social fairness and maintaining public order.’ Between February 2015 and July 2016, city authorities nationalized 13 companies and 30 real estate assets.

As of 24 September 2014, as many as 17,928 persons, including 5,068 children, 1,269 disabled and elderly persons had fled Crimea. This demographic consists mainly of Tartars, but also includes certain professionals such as journalists, human rights activists and intellectuals who have escaped, fearing persecution because of their ethnicity, religious beliefs or human rights activities. The number of displaced from Crimea is still growing, with people continuing to leave the peninsula, albeit on a limited scale.

After taking control of the peninsula, the Russian Federation authorities in Crimea pledged to legalize the unauthorized appropriation of land or allocate alternative land plots to Crimean Tatars. In 2015, however, they adopted a law enabling Russian Federation citizens of Crimea who illegally built property on a seized plot of land to acquire this land outright.

Additional concerns rose after several cities in Crimea called for the demolition of structures without building permits. The most-recent decision applies to Simferopol and envisages that buildings constructed on land plots located in areas of restricted use, such as public areas and areas near utility facilities, will be torn down. The demolition of such buildings is to be ordered by local administrations and special ‘demolition commissions’ and could result in evictions and demolitions disproportionately affecting the indigenous Crimean Tatars.³⁰

The states bordering India’s northeast have a similarly long history of occupation and conflict in at least seven major cases of conflict-induced internal displacement spanning sixty years. Every state in the region, including Mizoram-Tripura, Assam, Manipur, Meghalaya and Nagaland, is currently affected by insurgent and terrorist violence, including ethnic conflicts. However, self-determination, rather than religious, cultural or economic factors, has motivated most conflicts in India’s northeast, which were never under the same British Administration as India before the Union’s 1947 independence.

India’s irridentism at the beginning of independence has made an example of Nagaland, where insurgents fought for independence against Indian atrocities and population transfer until a 1964 cease-fire, as India succeeded to ‘internalize’ the conflict. More-recent incidents, as in the violence of 2014, have caused mass exodus that displaced more than 10,000 people.³¹

Unequal tribal/nontribal and inter-tribal power relations have also played a major role in many of these conflicts, although ethnic rebel groups are often not equipped to engage each other militarily. Much of the violence has been directed instead against civilians, with Bengali settlers and other nonindigenous communities among the targets. At least 818,200 persons had been displaced in the fighting already by 2006. Ethnically mixed villages, once common in Manipur, have virtually ceased to exist.³²

With about 215,000 displaced in Western Assam at that time, more than 35,000 displaced persons remained in Mizoram-Tripura, and 50,000 in Assam and Meghalaya in December 2010–January 2011. Since then, the numbers of displaced persons have continued to grow. Added to these are 3,900 conflict-displaced persons in 2020, including due to aggressive mining activities that have contributed to conflict in the region.

In July 2020, the Assam government announced an ordinance that would allow the conversion of land for micro, small and medium enterprises to set up industries without the need for any license or clearance, enabling the expropriation of indigenous people's land. Since 2015, Patanjali, one of the largest businesses in India with annual sales of US\$ 1.6 billion in 2018, has acquired approximately 1,485.6 hectares of land for industrial development, despite popular protests. Displacement is only one among several violations endured and ongoing in the northeast states administered by India.

Kashmir is another occupied territory since the 1947 Partition of India. Ever since, the country has since been occupied by both Pakistan and India, and a portion remains under Chinese administration since the 1960s.

Since the majority of the landlords were Hindu after the Partition, the land reforms of 1950 led to a mass exodus of Hindus. The unsettled nature of Kashmir's status under dual occupation, coupled with the threat of economic and social decline in the face of the land reforms, increased insecurity among the Hindus in Jammu, and among Kashmiri Pandits, 20% of whom had emigrated from the Kashmir Valley by 1950. Kashmiri Pandits left in much greater numbers in the 1990s, when at least 100,000 of the total Kashmiri Pandit population of 140,000 was compelled to move away.

More recently, the occupation in Kashmir, whose land and people have remained under alien administrations for seven decades, has been characterized by local disempowerment, multilateral militarization and land grabbing. These features continued during the pandemic, which crisis promptly followed India's rescinding of Indian-occupied Kashmir's autonomy in 2019.

The internet blackout and other restrictions on reporting from Indian-occupied Kashmir have allowed only a partial record to emerge. However, the VDB has recorded four major cases of dispossession and destruction of civilian houses during the pandemic, including those households caught in the crossfire of the Indian army and resistance fighters. The resulting 415 identifiable victims of housing and land rights violations in these cases are considered to tell only a fraction of the story. Kashmir now faces a new wave of demographic manipulation and population

transfer, variously evoking contemporary analogies with Palestine³³ and epitomizing the interplay of the epidemic and conflict.

Of the persons variously displaced by the Israeli colonization of Palestine, 9,090,000 refugees and internally displaced persons comprise all Palestinians displaced since the ethnic cleansing carried out by Israel since its proclamation as a state in 1948. These include the cumulative 8.3 million Palestinian refugees, added to which external refugees are some 790,000 Palestinians continuously displaced inside the Green Line that became the internationally recognized borders of Israel.

As for housing units destroyed as a result of the 1948 Nakba, the process of expelling the Palestine refugees, the resulting estimate totals 154–156,000 housing units, among other buildings, demolished in the over-500 depopulated villages during the 15 years between the 1948 and 1967 wars. In addition, Israel conducted the ethnic cleansing of the southern Naqab region in 1951–53, forcing indigenous Palestinian inhabitants into the infamous *siyaj* (enclosure), with the destruction of 108 of their villages and village points in those three years.

In 2020, Israeli authorities demolished at least 29 residential and livelihood structures, affecting 145 Bedouin citizens living in ‘unrecognized’ villages in the Naqab. In the same time, Israeli authorities planned land grabs and the demolition of homes and structures belonging to five unrecognized Palestinian Bedouin villages in the Naqab, which would affect 76,000 Palestinians. With the pretext of facilitating Jewish National Fund (JNF) forestation projects, Israeli forces have already razed 50 dunums (5 hectares) of land since 2020 in the Naqab village of Khirbet al-Watan, where 4,000 Palestinians live.

In Israeli-occupied Palestinian territories (oPt) of the West Bank, Gaza Strip and Jerusalem, occupation forces have demolished 656 homes/ structures in 2020, rendering 1,001 Palestinians homeless (391 in east Jerusalem; 33 in areas A and B, and 577 in Area C of the West Bank). In 2020, Israel also demolished an additional 456 nonresidential Palestinian structures and infrastructure facilities (water cisterns, pipe systems and power grids) with the help of Israeli settlers.

In Palestine inside Green Line (pre-1957 Israeli borders), Israel caused 110 Palestinians to become homeless and dispossessed by demolishing 22 homes in 2021. Notably also in the Naqab, Israeli forces, operating at the behest of the JNF, demolished al-Araqib demolished for 192nd time in 2021, dispossessing 22 families again (i.e., affecting 110 Palestinians x 192).



Figure 4: All that remains of a home in the Bedouin village of Hamsa al-Fuqa, in the Jordan Valley region of Palestine's West Bank, after Israeli occupation five bulldozers and 100 police demolished the village on 8 July 2021, Source: Oren Ziv.

In the oPt in 2021, Israel made 48,009 Palestinians homeless by destroying 39,386 homes and other structures. Israeli airborne attacks on Gaza during 11 days in May destroyed 2,200 homes and damaged an additional 37,000, affecting 46,646.

Faced with a parallel occupation by China since 1950, Tibetan refugees and exiles numbered at least 150,000 in 2009. However, reports in 2020 emerged that Chinese authorities have removed some 500,000 Tibetans from their homes and, especially, pastoral lands into internment camps for 'rehabilitation' as homogenized Chinese citizens.

Smaller-scale dispossession and eviction also has proceeded incrementally during the period. By shutting down a historic monastery in August 2021, Chinese authorities evicted Tibetan Buddhist monks and nuns, affecting as many as 3,000.

Also since 1950, the Uyghurs of East Turkestan/Xinjiang continue to be the subject of Chinese Communist Party occupation, demographic manipulation and population transfer. The model of militarized vocational training sequestered first made the news from Xinjiang, where Beijing has detained 1–3 million Uyghurs in internment camps, forcing them into modern slavery, banning the use of the Uyghurs' language and religion, and destroying their mosques, shrines and graveyards.

Although no reliable data on 2021-displaced, evicted and/or detained persons are available, Chinese plans indicate the persistence of the displacement and forced-labor policy, including perpetration of the serious crimes of demographic manipulation and population transfer against these two occupied peoples. The 'push and pull' factors of population transfer also constitute

measures to deny self-determination of the indigenous people of East Turkestan and Tibet since 1950, in violation of a peremptory norm of international law.

Ethnic conflict on the Island of Cyprus became pronounced in the early 1960s, when fascist partisans unleashed violence targeting the ethnic Turkish population. The Turkish military occupation over the northern part of the island in 1974 remains until today. In another case of failed decolonization, the former British Administration has retained a military presence on Cyprus and was instrumental in enabling the population transfer of some 265,000 dispossessed Cypriots into ethnic enclaves during the Turkish invasion. The properties of Cypriot populations on both sides also remain the subject of restitution claims and litigation five decades on.

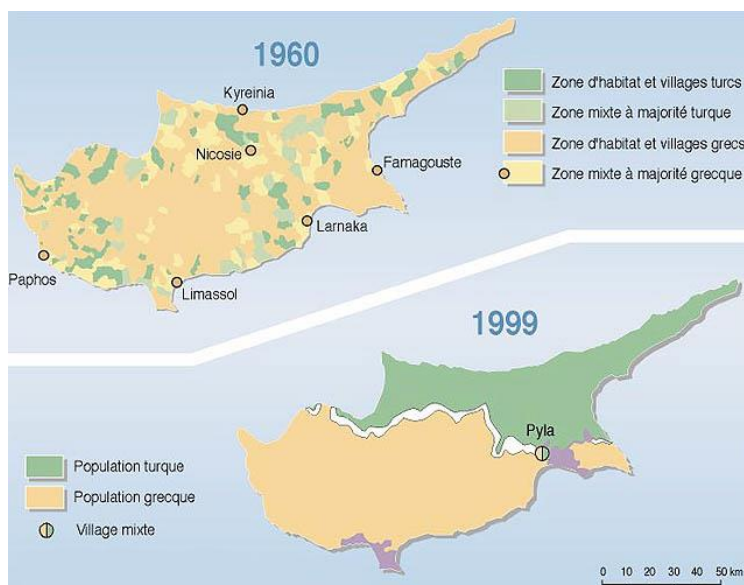


Figure 5: Cyprus map, showing the results of population transfer conducted as a function of the 1974 Turkish invasion and subsequent partition of the island. Source: Marie-Pierre Richarte, *La partition de Chypre : étude géopolitique en Méditerranée orientale*, doctoral thesis, Paris IV, 1995, reprinted in Philippe Rekacewicz, "Ethnic cleansing in Cyprus," *Le Monde diplomatique* (January 2000), <https://mondediplo.com/maps/cyprusmdv49>.

Another often-forgotten case of occupation is Indonesia's 1962 invasion and administration of West Papua, also known as Irian Jaya Barat, following The Netherlands' illegal transfer of the territory to Indonesian control.³⁴

As of a 2010 counting, 13,500 Papuan refugees live in exile in the neighboring Papua New Guinea. The Nduga Refugee Camps, in New Guinea's Papua Province, hosted approximately 5,000 Papuan refugees in 2021, among whom are about 700 children. Some 7,000 Papuan refugees of the 1984 uprising and the Indonesian retaliation live in Kiunga, Papua New Guinea. However, cumulative figures are estimated at 67,351 displaced, including 41,851 during the pandemic year 2020, and at least 48 persons were evicted by local violence in 2021.

The Moroccan occupation of Western Sahara since 1975 is the cause of displacement for at least 173,600 Sahrawis living in refugee camps near Tindouf, Algeria. However, no complete census of eviction/displacement and dispossession victims has been taken, including those displaced inside the Moroccan-occupied zone or elsewhere. Some claim that the Moroccan occupation army's forced eviction and burning of the Gdeim Izik protest camp in late 2010, affecting some 5,000, was the first spark of the so-called 'Arab Spring' uprisings.³⁵



Figure 6: West Papuan children born as refugees. Since the 1984 uprisings against Indonesian occupation, the violence against West Papuans makes little news, while West Papuan refugees face the grinding hardships of displacement and sickness. Source: Jo Chandler/*The Guardian*.

The ongoing cases of colonization and occupation have caused gross violations of the human rights to adequate housing and land to at least 1,629,312 persons in 2020, and at least 1,843,119 so far during 2021. The cumulative total, therefore, falls between 18,395,028 and 20,100,080 persons violated, with at least 1,676,000 at risk.

Wars

Three major interstate wars raged through the COVID-19 pandemic, including flare-ups of longer, simmering conflicts. The most newsworthy case at the time of World Habitat Day 2021 is that of Afghanistan, which, for the United States' part, stands as its longest active war.

Other declared and unended state-to-state conflicts include the Korean War, of course, where the Democratic People's Republic of Korea (North Korea) remains technically at war with the US and the Republic of Korea (South Korea), and where the US has maintained troops for over 70 years. However, the Afghanistan occupation and war since 2001 have spanned the past two decades of uninterrupted military engagement, officially ended at the close of August 2021.

Already in 2018, one in six people in Afghanistan was either a returnee, or an internally displaced person, as the uprooted population totaled 3.5 million. Considering also those Afghans who have taken refuge outside their country, the total number of displacement and other habitat-rights victims rises to 5,000,000. In 2020, those newly affected were 404,163 persons, and in 2021, they number 634,800, even as the war was supposedly winding down after the February 2020 agreement between the US and the Taliban.³⁶

In the conflict between Azerbaijan and Armenia over the Nagorno Karabakh region, a total of 735,000 have been displaced in Azerbaijan since 1988, regardless of ethnicity. Reported numbers vary, but well over half of the 150,000 Armenian population of Nagorno-Karabakh (75,000) took refuge across the border during the 2020 war, but only 25,000 returned after the fighting by December 2020. Reportedly, 36,989 persons remained in a refugee-like situation in Armenia as of 25 May 2021.

The overt Russian backing of the separatists in the east of Ukraine has qualified the fighting in Donbas as the 'Russo-Ukrainian War.' The cumulative number of forced eviction/displacement victims has reached 1.46 million persons, corresponding to those registered as displaced in the Ukraine. Over half (51%) are residing in the two oblasts of Donetsk and Luhansk.

The complexity of displacement amid the pandemic is especially visible in the situation of conflict-induced eviction and displacement in Ukraine. In 2020, the Ukrainian government adopted a policy that links pension eligibility with displaced persons' status, leading to discrimination and hardship for older persons and retirees living in nongovernment-controlled areas.




Figure 7: HLRN's 2012 publication on housing and land rights violations as possible war crimes in Afghanistan: http://hlrn.org/img/documents/War_crimes_in_Afghanistan_final.pdf.

New displacements recorded in 2020 and 2021 were related to continuing damage and destruction of private homes in the violence. Meanwhile, Ukraine's State Migration Service has registered at least 340 applications for statelessness determination since it began accepting applications in May 2021. However, providing protection and services to those desperate to move has been hampered by COVID-19 restrictions that, after easing in June 2021, were soon reinstated amid the threat of the Delta variant of the virus.³⁷

The violation of the human right to adequate housing of IDPs, refugees and residents of territory controlled by the 'Donetsk people's republic' may be temporary in nature, pending reparation. However, on 28 April 2021, the self-proclaimed Donetsk authority adopted a regulation that allows for the expropriation of immovable private property considered 'abandoned' or 'left unclaimed' following the owner's death. Its implementation not only risks infringing upon the housing rights of IDPs, but may also endanger future restitution and create additional constraints for the future return and reintegration of IDPs³⁸ who may have been victims of war crimes or crimes against humanity internationally considered to be without statute of limitations.

The state-to-state wars waged during this period have involved the gross violation of the habitat-related human rights of persons totaling 7,195,455 since their beginning, with 404,178 victims/affected during 2020 and the even-higher number of 635,240 in 2021.

Conclusion

For much of the past two decades, HLRN has raised the prospect of gross violations of housing and land rights rising to the level of war crimes and/or crimes against humanity in numerous situations, notably Palestine,³⁹ Lebanon⁴⁰ and Afghanistan.⁴¹ However, this report represents HLRN's first attempt to quantify these gross violations amid conflict, occupation and war on a global scale.

Within this review period, the new Prosecutor of the International Criminal Court (ICC) has resumed the investigation into crimes committed in Afghanistan throughout the country's occupation and war since 2003.⁴² It is anticipated that such investigation would cover gross violations of housing and land rights, given its wide scope.⁴³ Similar investigations are underway with respect to Palestine at the ICC,⁴⁴ as well as by the UN Human Rights Council's Independent International Commission of Inquiry on the Occupied Palestinian Territory, including East Jerusalem, and in Israel, formed in 2021.⁴⁵

Still, many violent waves of destruction, dispossession and forced eviction continue uncounted or forgotten. Some cases of sporadic violence with such consequences also fall outside of the categories provided here. For example, during this period, post-election violence in West Bengal forced as many as 80,000 people to flee their homes after violence between political parties escalated following the announcement of poll results on 2 May 2021.⁴⁶

One of the lessons learnt from monitoring and compiling data on housing and land rights violations is precisely how much of the story goes untold. This is despite the diligent efforts of the press, humanitarian agencies and human rights defenders in the bureaux and in the field. For instance, reports on the conflicts and insurgency in an under-served area such as southeastern Nigeria note displacement of local inhabitants, but provide no reckoning of the victims. So much vital information for remedial purposes lies in what numbers, demographic disaggregation and long-term disposition of victims/affected persons, and quantification of material, wellbeing and habitat values are at stake—and effectively paid by them—are not reported.

Despite any shortcomings and gaps, this report seeks to shed a light on the colossal dimensions of the violations of human rights and the human habitat that violent conflicts, occupations and war have wrought. When publishing the 2020 World Human Rights Habitat Day report, *A Pandemic of Violations*, we had hoped that the world's public-health crisis would have subsided by the time the next October came around. But that was not to be.

In the face of such a universally common threat as COVID-19, not to mention galloping climate change, what else could the UN and moral leaders do but appeal for a global cease-fire? However, the contradiction between that urgent clarion call and the facts gathered here, we are faced with another lesson: Although the end to violent conflict, occupation and war is uniquely within human grasp and a matter of human will, these pages teach us how much more civilizing work is needed to achieve that species-preserving objective.

Endnotes:

- ¹ Internal Displacement Monitoring Center (IDMC), *Global Report on Internal Displacement 2021*, 2021, <https://www.internal-displacement.org/global-report/grid2021/>.
- ² UN, "Now Is the Time for a Collective New Push for Peace and Reconciliation," undated, <https://www.un.org/en/globalceasefire>; UN Security Council, S/RES/2532 (2020), 1 July 2020, [https://undocs.org/en/S/RES/2532\(2020\)](https://undocs.org/en/S/RES/2532(2020)).
- ³ "170 signatories endorse UN ceasefire appeal during COVID crisis," *UN News* (24 June 2020), https://news.un.org/en/story/2020/06/1066982?utm_source=UN+News+-+Newsletter&utm_campaign=9f4d06417e-EMAIL_CAMPAIGN_2020_06_25_12_00&utm_medium=email&utm_term=0_fdbf1af606-9f4d06417e-106813245.
- ⁴ The following list of signatories highlights in **bold** those states affected by, or involved in conflict, occupation and/or war:
Afghanistan, Albania, Algeria, Andorra, Angola, Antigua and Barbuda, Argentina, **Armenia**, Australia, Austria, Bahamas, Bahrain, Bangladesh, Barbados, Belarus, Belgium, Belize, Benin, Bhutan, Bolivia, Bosnia and Herzegovina, Botswana, Brazil, Brunei Darussalam, Bulgaria, Burkina Faso, Burundi, Cabo Verde, Cambodia, Canada, **Central African Republic**, Chile, **China**, Colombia, Comoros, Costa Rica, Côte d'Ivoire, Croatia, **Cyprus**, Czech Republic, Denmark, Djibouti, Dominica, Dominican Republic, Ecuador, Egypt, El Salvador, Equatorial Guinea, **Eritrea**, Estonia, Eswatini, **Ethiopia**, Fiji, Finland, France, Gambia, Georgia, Germany, Ghana, Greece, Grenada, Guatemala, Guinea, Guyana, Haiti, Honduras, Hungary, Iceland, **Indonesia**, **Iraq**, Ireland, Italy, Jamaica, Japan, Jordan, Kazakhstan, Kenya, Korea, Laos, Latvia, **Lebanon**, Lesotho, Liberia, **Libya**, Liechtenstein, Lithuania, Luxembourg, Madagascar, Malawi, Malaysia, Maldives, Mali, Malta, Marshall Islands, Macedonia, Mauritania, Mauritius, Mexico, Micronesia, Moldova, Monaco, Mongolia, Montenegro, **Morocco**, Mozambique, Namibia, Nepal, Netherlands, New Zealand, Niger, **Nigeria**, Norway, Oman, Palau, **Palestine**, Panama, Paraguay, Peru, **Philippines**, Poland, Portugal, Qatar, Romania, Rwanda, Saint Kitts and Nevis, Saint Lucia, Saint Vincent and the Grenadines, Samoa, San Marino, Sao Tome and Principe, **Saudi Arabia**, Senegal, Serbia, Seychelles, Sierra Leone, Singapore, Slovakia, Slovenia, South Africa, **South Sudan**, Spain, Sri Lanka, **Sudan**, Suriname, Sweden, Switzerland, Tajikistan, Tanzania, Thailand, Timor-Leste, Togo, Tonga, Trinidad and Tobago, Tunisia, **Turkey**, Turkmenistan, Tuvalu, Uganda, **Ukraine**, **United Arab Emirates**, **United Kingdom**, Uruguay, Uzbekistan, Vanuatu, Venezuela, Viet Nam, **Yemen**, Zambia, Zimbabwe and the European Union.
- ⁵ Habitat International Coalition (HIC), "Habitat Voices Manifesto: A Socially and Environmentally Just Response to COVID-19," July 2021, https://www.hic-net.org/wp-content/uploads/2021/07/EN_Habitat_Voices_Manifesto_July2021_longversion.pdf.
- ⁶ UN Commission on Human Rights, "forced eviction," resolution 1993/77, 10 March 1993, para. 1, <http://www.hlrn.org/img/documents/ECN4199377%20en.pdf> "Affirms that the practice of forced evictions constitutes a gross violation of human rights, in particular the right to adequate housing;" and the Commission's "Prohibition of forced evictions," resolution 2004/28, 16 April 2004, para. 1, http://www.hlrn.org/img/documents/E-CN_4-RES-2004-28.pdf "Reaffirms that the practice of forced eviction that is contrary to laws that are in conformity with international human rights standards constitutes a gross violation of a broad range of human rights, in particular the right to adequate housing."
- ⁷ See *Basic Principles and Guidelines on the Right to a Remedy and Reparation for Victims of Gross Violations of International Human Rights Law and Serious Violations of International Humanitarian Law*, A/RES/60/147, 21 March 2006, at: <http://www2.ohchr.org/english/law/remedy.htm>.
- ⁸ The international law definition of the term "occupation" refers to a "period following invasion and preceding the cessation of hostilities" that "imposes more onerous duties on an Occupying Power than on a party to an international armed conflict." *Prosecutor v Naletilić and Martinović*, International Criminal Tribunal for the Former Yugoslavia, Case No.IT-98-34-T (2003), 73, para.214, available at: <http://www.icty.org/sid/8274>. Determining the start of an occupation is essentially a question of fact, which must be distinguished from invasion: "Invasion is the marching or riding of troops—or the flying of military aircraft—into enemy country. Occupation is invasion plus taking possession of enemy country for the purpose of holding it, at any rate temporarily. See Lord Arnold Duncan McNair and Sir Arthur Watts, *The Legal Effects of War* (Cambridge: Cambridge University Press, fourth edition, 1966), pp. 377–78; and Georg Schwarzenberger, *International law as Applied by International Courts and Tribunals*, Vol. II: "The Law of Armed Conflict" (London: Stevens & Sons, 1968), p. 324. The difference between mere invasion and occupation becomes apparent from the fact that an occupant sets up some kind of administration, whereas the mere invader does not. Hersch Lauterpacht, "Disputes, war and neutrality," in Lassa Francis Lawrence Oppenheim, *International law: a treatise*, Vol. II: (London: Longman, 7th edition, 1952) p. 434; see also Re Lepore, *Annual Digest of Public International Law Cases*, Vol. 13, p. 354 (Supreme Military Tribunal, Italy: 1946), p. 355; Disability pension case, *International Law Reports*, Vol. 90 (Federal Social Court, F. R. Germany: 1985), p. 403; and Gerhard von Glahn, *The Occupation of Enemy Territory: A Commentary on the Law and Practice of Belligerent Occupation* (Minneapolis: University of Minnesota Press, 1957), pp. 28–29.
- ⁹ Colonialism and Colonization are terms not confined to a single decisive definition, but according to many sources, colonialism is "the implementation of various political, economic, and social policies to enable a state to maintain or extend its authority and control over other territories. Colonialism is the building and maintaining of **colonies** in one territory by people from another territory. Colonialism is a process whereby **sovereignty** over the colony is claimed by the **metropole**, and **social structure**, **government** and **economics** within the territory of the colony are changed by the colonists. Colonialism is a certain set of unequal relationships, between metropole and colony and between colonists and the **indigenous population**." The UN

"Declaration on the Granting of Independence to Colonial Countries and Peoples" (General Assembly resolution A/1514 (XV), 14 December 1960) indicates five elements consists of the colonial characters, namely: (1) violations of the territorial integrity of occupied territory; (2) depriving the population of occupied territory of the capacity for self-governance; (3) integrating the economy of occupied territory into that of the occupant; (4) breaching the principle of permanent sovereignty over natural resources in relation to the occupied territory; and (5) denying the population of occupied territory the right freely to express, develop and practice its culture. That Declaration enshrines general principles of international law, including:

- "1. The subjection of peoples to alien subjugation, domination and exploitation constitutes a denial of fundamental human rights, is contrary to the Charter of the United Nations and is an impediment to the promotion of world peace and cooperation.
2. All peoples have the right to self-determination; by virtue of that right they freely determine their political status and freely pursue their economic, social and cultural development.
3. Inadequacy of political, economic, social or educational preparedness should never serve as a pretext for delaying independence.

The illegal practice of colonialism and colonization imposes obligations on all states consistent with these principles, namely:

4. All armed action or repressive measures of all kinds directed against dependent peoples shall cease in order to enable them to exercise peacefully and freely their right to complete independence, and the integrity of their national territory shall be respected.
5. Immediate steps shall be taken, in Trust and Non-Self-Governing Territories or all other territories which have not yet attained independence, to transfer all powers to the peoples of those territories, without any conditions or reservations, in accordance with their freely expressed will and desire, without any distinction as to race, creed or colour, in order to enable them to enjoy complete independence and freedom.
6. Any attempt aimed at the partial or total disruption of the national unity and the territorial integrity of a country is incompatible with the purposes and principles of the Charter of the United Nations.
7. All States shall observe faithfully and strictly the provisions of the Charter of the United Nations, the Universal Declaration of Human Rights and the present Declaration on the basis of equality, noninterference in the internal affairs of all States, and respect for the sovereign rights of all peoples and their territorial integrity."

¹⁰ "Definitions," *Uppsala Conflict Data Program*, 25 October 2010, <https://www.pcr.uu.se/research/ucdp/definitions/>.

¹¹ The fourth category of entries also hosted in the VDB is violations arising from privatization of the commons, public goods and services, which is its own context apart from conflicts necessarily involving violence. However, it is not unthinkable that such privatization could—and does—accompany many of the conflicts considered here.

¹² IDMC, *Global Report on Internal Displacement 2020* (GRID2020), <https://www.internal-displacement.org/global-report/grid2020/>.

¹³ UNHCR, "Refugee Statistics," updated 18 June 2021, <https://www.unhcr.org/refugee-statistics/>.

¹⁴ See "Impact of War and Forced Evictions on Urbanization in Turkey: Violations of Housing Rights," Fact-finding Report No. 1 (Istanbul: Habitat International Coalition, 31 May 1996), http://www.hlrn.org/img/publications/FFM1_SETurkey_EN.pdf.

¹⁵ Norwegian Refugee Council (NRC), "Cameroon tops list of most neglected crises," 4 June 2019, <https://www.nrc.no/news/2019/june/cameroon-tops-list-of-most-neglected-crises/>.

¹⁶ "PNP bares numbers: 4,251 dead in drug war," *The Philippine Star* (8 May 2018), <https://web.archive.org/web/20180612143849/https://www.philstar.com/headlines/2018/05/08/1813217/pnp-bares-numbers-4251-dead-drug-war>; "The Guardian view on the Philippines: a murderous 'war on drugs'," *The Guardian* (28 September 2018), <https://www.theguardian.com/commentisfree/2018/sep/28/the-guardian-view-on-the-philippines-a-murderous-war-on-drugs>.

¹⁷ Ruth Abbey Gita-Carlos, "Give drug war report to human rights groups, Duterte tells PDEA," *Philippine News Agency* (30 March 2022), <https://web.archive.org/web/20220331232855/https://www.pna.gov.ph/articles/1170963>.

¹⁸ International Court of Justice, "Annex I: Public Redacted Registry Report on Victims' Representations," *Just Security*, 27 August 2021, https://www.icc-cpi.int/RelatedRecords/CR2021_07669.PDF.

¹⁹ Congressional Research Service, "Mexico: Organized Crime and Drug Trafficking Organizations," updated 28 July 2020, p. 6, <https://fas.org/sgp/crs/row/R41576.pdf>.

²⁰ Rebecca Plevin and Omar Ornelas, "Join, leave or die: The options indigenous Mexicans face when cartels invade their lands," *Desert Sun* (1 March 2019), <https://www.desertsun.com/in-depth/news/2019/02/28/mexican-cartel-violence-displaces-guerrero-indigenous-communities/2280762002/>.

²¹ La Comisión Mexicana de Defensa y Promoción de los Derechos Humanos, (CMDPDH), *Episodios de desplazamiento interno forzado masivo en México*, 2020, <https://cmdpdh.org/informe-2020-desplazamiento-interno-forzado-masivo-en-mexico/>; VDB entry "Indigenas desplazados," 1 January 2016, <http://www.hlrn.org/violation.php?id=p21ta6U=>.

²² Karol Suárez, "Cartel violence in Mexico forces people to flee their homes, leaving ghost towns behind," *USA Today* (21 October 2021, updated 27 October 2021), citing IDMC Mexico, <https://www.usatoday.com/story/news/nation/2021/10/21/mexican-drug-cartel-violence-forced-migration-el-mench-michoacan/6116727001/>; Luís Chaparro and Anne Deslandes, "Where's the aid for Mexicans displaced by gang violence?" *The New Humanitarian* (1 July 2021), <https://www.thenewhumanitarian.org/news-feature/2021/7/1/wheres-the-aid-for-mexicans-displaced-by-gang-violence>; VDB entry "Tierra Caliente," 1 January 2020, <http://www.hlrn.org/violation.php?id=p21ta6Y=>.

²³ Scott Mistler-Ferguson, "Funeral Massacre Latest Example of Extreme Violence Causing Michoacán Exodus," *InSight Crime* (3 March 2022), <https://insightcrime.org/news/funeral-massacre-latest-example-of-extreme-violence-causing-michoacan-exodus/>; VDB entry "Cartel Violence," 1 January 2021, <http://www.hlrn.org/violation.php?id=p21ta6C=>.

- ²⁴ “Más de 400 mil desplazados de Michoacán por violencia,” *El Sol de Morelia* (23 April 2021), <https://www.elsoldemorelia.com.mx/local/mas-de-400-mil-desplazados-de-michoacan-por-violencia-6631427.html>.
- ²⁵ Alain Stephens, “How U.S. Guns Drive Cartel Violence in Mexico,” *The Trace* (26 October 2021), <https://www.thetrace.org/2021/10/us-border-mexico-drug-cartel-american-guns-trafficking/>; David James Cantor and Catherine Jaskowiak, “Forced Displacement in Mexico and the Northern Triangle,” *Reliefweb* (undated), <https://reliefweb.int/sites/reliefweb.int/files/resources/Forced%20displacement%20in%20Mexico%20and%20CenAm.pdf>; David James Cantor, “The New Wave: Forced Displacement Caused by Organized Crime in Central America and Mexico,” *Refugee Survey Quarterly*, Vol. 33, No. 3 (2014), pp. 34–68, <http://rsq.oxfordjournals.org/content/early/2014/06/10/rsq.hdu008.full.pdf+html>.
- ²⁶ UNHCR USA, “UN High Commissioner for Refugees calls for a regional mechanism to deal with unprecedented displacement in Mexico and Central America,” 2 December 2021, <https://www.unhcr.org/en-us/news/press/2021/12/61a8a6de4/un-high-commissioner-refugees-calls-regional-mechanism-deal-unprecedented.html>.
- ²⁷ General Assembly, “Report of the Special Committee on the Situation with regard to the Implementation of the Declaration on the Granting of Independence to Colonial Countries and Peoples for 2020, A/75/23, 2020, Question of the list of Territories to which the Declaration on the Granting of Independence to Colonial Countries and Peoples is applicable, pp. 11–14, <https://undocs.org/en/A/75/23>.
- ²⁸ As in the case of industrial solvents contaminating the water supply in Dorado, Puerto Rico since the 1980s. VDB case “Toxic Dorado Water,” 1 January 1985, <http://www.hlrn.org/violation.php?id=p21sbKg=>; Sarah Laskow, “The Hidden Problems with Puerto Rico’s Water Supply,” *Islands Week* (5 March 2018), <https://www.atlasobscura.com/articles/puerto-rico-hurricane-water-contamination>.
- ²⁹ Ivis Garcia, “Puerto Rico: Still No Relief since Hurricane Maria,” *American Bar Association*, 21 May 2021, *HLRN News*, <http://www.hlrn.org/activitydetails.php?title=Puerto-Rico:-Still-No-Relief-since-Hurricane-Maria&id=p2pnYw=#.Yna0S-hBy70>; VDB case, “Post-Maria aid denied,” 20 September 2017, <http://www.hlrn.org/violation.php?id=p21sbKk=>.
- ³⁰ OHCHR, “Situation of human rights in the temporarily occupied Autonomous Republic of Crimea and the city of Sevastopol (Ukraine),” 2017, https://www.ohchr.org/Documents/Countries/UA/Crimea2014_2017_EN.pdf.
- ³¹ Assam-Nagaland Border Violence,” *Economic and Political Weekly*, Vol. 49, Issue 37 (13 September 2014), <https://www.epw.in/journal/2014/37/reports-states-web-exclusives/assam-nagaland-border-violence.html>.
- ³² IDMC and NRC, *India: Tens of thousands newly displaced in northeastern and central states: A profile of the internal displacement situation*, 9 February, 2006, p. 43, <https://reliefweb.int/sites/reliefweb.int/files/resources/D5A6ACF6B233BE34C125711000456617-idmc-ind-09feb.pdf>.
- ³³ “Kashmir and Palestine: The story of two occupations,” *Aljazeera* (24 August 2016), <https://www.aljazeera.com/opinions/2016/8/24/kashmir-and-palestine-the-story-of-two-occupations>.
- ³⁴ By way of The New York Agreement of 1962, facilitated by the United States. See David Webster, “Self-Determination Abandoned: The Road to the New York Agreement on West Papua,” *Truth & Reconciliation*, 22 August 22 2019, https://ecommons.cornell.edu/bitstream/handle/1813/54613/INDO_95_0_1370968378_9_24.pdf?sequence=1&isAllowed=y.
- ³⁵ Samia Errazzouki, “Sahrawi Realities: The Remembrance of Gdeim Izik” (Part 2), *Jadalliyya*, 12 August 2014, <https://www.jadalliyya.com/Details/31093>.
- ³⁶ *Agreement for Bringing Peace to Afghanistan between the Islamic Emirate of Afghanistan*, which is not recognized by the United States as a state and is known as the Taliban, and the United States of America, 29 February 2020, which corresponds to Rajab 5, 1441 on the Hijri Lunar calendar and Hoot 10, 1398 on the Hijri Solar calendar, <https://www.state.gov/wp-content/uploads/2020/02/Agreement-For-Bringing-Peace-to-Afghanistan-02.29.20.pdf>.
- ³⁷ UNHCR, “Ukraine: UNHCR Operational Update, June to July 2021,” 31 July 2021, <https://reliefweb.int/sites/reliefweb.int/files/resources/Ukraine%20Operational%20Update%20June%20to%20July%202021.pdf>.
- ³⁸ OHCHR, *Report on the Human Rights Situation in Ukraine*, 1 February–31 July 2021, p. 13, <https://www.ohchr.org/Documents/Countries/UA/32ndReportUkraine-en.pdf>; also Nada Al- Nashif, UN Deputy High Commissioner for Human Rights, statement under Agenda Item 10: Interactive dialogue on oral update on Ukraine, 48th session of the Human Rights Council, 5 October 2021, <https://www.ohchr.org/EN/HRBodies/HRC/Pages/NewsDetail.aspx?NewsID=27600&LangID=E>.
- ³⁹ *Targeting Homes, Shelters and Shelter Seekers during Operation Cast Lead in the Context of Israeli Military Practice*, submission by Housing and Land Rights Network – Habitat International Coalition to the UN Fact-finding Mission on the Gaza Conflict (Cairo: HIC-HLRN, July 2009), <http://www.hlrn.org/img/violation/Submission.pdf>.
- ⁴⁰ *The Summer War on Habitat in Lebanon: Addressing Housing Rights Violations as War Crimes*, Fact-finding Report No. 11 (Cairo: HIC-HLRN, 2006).
- ⁴¹ *Wikileaks, Housing Rights and Afghanistan: Documenting Gross Housing and Land Rights Violations as War Crimes* (Cairo: HIC-HLRN, 2012), http://hlrn.org/img/documents/War_crimes_in_Afghanistan_final.pdf.
- ⁴² ICC, Statement of the Prosecutor of the International Criminal Court, Karim A. A. Khan QC, following the application for an expedited order under article 18(2) seeking authorisation to resume investigations in the Situation in Afghanistan, 27 September 2021, <https://www.icc-cpi.int/Pages/item.aspx?name=2021-09-27-otp-statement-afghanistan>.
- ⁴³ *Judgment on the appeal against the decision on the authorisation of an investigation into the situation in the Islamic Republic of Afghanistan*, No. ICC-02/17 OA4, 5 March 2020, B. The scope of the authorization, pp. 25–34, https://www.icc-cpi.int/CourtRecords/CR2020_00828.PDF.





















-
- ⁴⁴ ICC, “Statement of ICC Prosecutor, Fatou Bensouda, respecting an investigation of the Situation in Palestine,” 3 March 2021, <https://www.icc-cpi.int/news/statement-icc-prosecutor-fatou-bensouda-respecting-investigation-situation-palestine>; ICC, “Situation in Palestine | Summary of Preliminary Examination Findings,” 3 March 2021, <https://www.icc-cpi.int/sites/default/files/itemsDocuments/210303-office-of-the-prosecutor-palestine-summary-findings-eng.pdf>.
- ⁴⁵ United Nations Human Rights Council, “The United Nations Independent International Commission of Inquiry on the Occupied Palestinian Territory, including East Jerusalem, and in Israel,” undated, <https://www.ohchr.org/en/hr-bodies/hrc/co-israel/index>.
- ⁴⁶ “80 000 forced to abandon homes in Bengal: BJP chief JP Nadda,” *Times of India* (6 May 2021), <https://timesofindia.indiatimes.com/city/kolkata/80000-forced-to-abandon-homes-in-bengal-bjp-chief/articleshow/82420328.cms>.




Annex: Data Table



Annex: Data Table

Armed Violence

The cases in the following table have involved internal conflicts of active violence during the review period.

Start	Conflict	Region	Country of Affected Persons	Responsible Party/ies	Cumulative Affected Persons	Affected Persons in 2020	Affected Persons in 2021
1948	Internal conflict in Myanmar • Kachin conflict • Karen conflict • Rohingya conflict • Conflict in Rakhine State	Asia	 Myanmar	 Myanmar  Kachin  Karen National Liberation Army	3,459,296 ¹	505,000 ²	190,000 ³
1973	Oromo and Somali conflict	Africa	 Ethiopia	 Ethiopia  Oromo Liberation Front	≥1,580,000 ⁴	?	80,000 ⁵
1991	Somali Civil War	Africa	 Somalia  Kenya	 Somalia  al-Shabaab	3,322,250 ⁶	293,000 ⁷	354,250 ⁸
1972	Eastern Congo	Africa	 Democratic Republic of the Congo	 Democratic Republic of the Congo Insurgent groups	6,288,000 ⁹	2,900,000 ¹⁰	1,000,000 ¹¹
1996	Allied Democratic Forces insurgency	Africa	 Democratic Republic of the Congo	 DR Congo  Allied Democratic Forces	>152,300 ¹²	>2,300 ¹³	? ¹⁴
1999	Ituri conflict	Africa	 Democratic Republic of the Congo	Agriculturalist Lendu and pastoralist Hema	653,000 ¹⁵	>540,000 ¹⁶	40,000 ¹⁷
2004	Kivu conflict	Africa	 Democratic Republic of the Congo	 Democratic Republic of the Congo (FARDC) and the Hutu Power group  Democratic Forces for the Liberation of Rwanda	≥921,000 ¹⁸	≥5,000 ¹⁹	1,000s? ²⁰

2004	Iraq conflict USA-led invasion and occupation	MENA	 Iraq	 Multi-national Forces ²¹  Jama'at al-Tawhid wal-Jihad  al-Qaeda in Iraq  Mujahideen Shura Council  Islamic State of Iraq  Kata'ib Hezbollah  Mahdi Army	1,196,994 ²²	67,000 ²³	1,524 ²⁴
2006	Drug cartel violence	LAC	 Mexico	 Cartel del Golfo  Dartel de Sinaloa	400,000 ²⁵	9,740 ²⁶	45,000 ²⁷
2009	Boko Haram insurgency	Africa	 Nigeria  Cameroon  Niger  Chad	 Boko Haram	>3,200,000 ²⁸	>169,000 ²⁹	>77,000 ³⁰
2011	Iraq conflict ISIL insurgency in Iraq	MENA	 Iraq	 ISIL	1,196,994 ³¹	67,000 ³²	1,524 ³³
2011	Syrian Civil War <ul style="list-style-type: none"> • Inter-rebel conflict during the Syrian Civil War • Syrian–Turkish border clashes during the Syrian civil war • Rojava conflict • Rojava–Islamist conflict • Daraa insurgency 	MENA	 Syria	 Syria  Russia  Turkey Other insurgent groups and external parties	6,701,972 ³⁴	550,000 ³⁵	142,000 ³⁶
2011	Libyan crisis	MENA	 Libya	 Libyan National Army (LNA)	925,000	39,000 ³⁷	0 ³⁸
2011	Ethnic violence in South Sudan	Africa	 South Sudan	Dinkas and Nuers, part of the wider Sudanese nomadic conflicts	4,500,000 ³⁹	56,000 ⁴⁰	120,000 ⁴¹

2011	Yemeni Crisis • Yemeni Civil War (2014–present) • al-Qa`ida insurgency in Yemen • Houthi–Saudi Arabian conflict Saudi-led intervention	MENA	 Yemen	   Houthi Movement Ansar Allah Saudi Arabia-led coalition with United Arab Emirates	3,635,000–4,000,000 ⁴²	143,000 ⁴³	>50,000 ⁴⁴
2019	Turkish intervention in Iraq	MENA	 Iraqi Kurdistan	 Turkey	≥200,000 ⁴⁵	? 504 villages ⁴⁶	? ⁴⁷
2020	Tigray War 2020–2021 Ethiopian–Sudanese clashes	Africa	 Ethiopia  Sudan	 Eritrea  Ethiopia  Tigray People's Liberation Front	1,692,000–2,254,000 ⁴⁸	1,692,000–2,254,000	54,000 ⁴⁹
Totals:					39,623,806–39,989,751	7,068,300–7,631,245	2,111,298

Latent Conflicts

Minor conflicts are those cases of latent or low-grade violence, involving parties internal to the affected state with identifiable victims during the review period.

Start	Conflict	Region	Country of Affected Persons	Responsible Party/ies	Cumulative Affected Persons	Affected Persons in 2020	Affected Persons in 2021
1922	Ahwaz/Khuzestan insurgency and separatism	MENA	 Iran	 Iran	5–7,000,000 ⁵⁰	300 families ⁵¹	8 ⁵²
1961	Cameroon-Southern Cameroons conflict	Africa	 Cameroon  Southern Cameroons	 Cameroon  Ambazonia Nation (RoAN)  Southern Cameroon Defence Forces (SOCADEF)	≥743,200 ⁵³	11,000 ⁵⁴	≥7,200 ⁵⁵
1980	First Gulf War/Iran vs. Iraq	MENA	Iran	 Iran–  Iraq-UNHCR	23,000 ⁵⁶	0 ⁵⁷	0 ⁵⁸

1991–2002	Algerian Civil War	MENA	Algeria	 Algeria Islamic Salvation Front	1,500,000 ⁵⁹	0	0
2003	Darfur	MENA	 Sudan	 Sudan	3,036,593 ⁶⁰	0 ⁶¹	0 ⁶²
2011	South Kordofan and Blue Nile	MENA	 Sudan	 Sudan	≥589,329 ⁶³	27,329 ⁶⁴	? ⁶⁵
2012	Central African Republic Civil War	Africa	 Central African Republic	 Central African Republic	581,362–1,000,000 ⁶⁶	318,000 ⁶⁷	682,000 ⁶⁸
2014	Afar-Somali conflict	Africa	 Ethiopia	 Ethiopia  Somali-allied militias  Afar-allied militias	>153,000 ⁶⁹	29,000 ⁷⁰	? ⁷¹
2016	Philippine ‘drug war’	Asia	 Philippines	 Philippines	434,298 ⁷²	134,298 ⁷³	?
2017	Cabo Delgado violence	Africa	 Mozambique	 ‘al-Shabaab’	850,000 ⁷⁴	592,000 ⁷⁵	100,000 ⁷⁶
2021	Insurgency in southeastern Nigeria	Africa	 Nigeria	 Indigenous People of Biafra (IPOB)  Eastern Security Network Pastoralist-farmer clashes	?	?	? ⁷⁷
Totals:					10,516,082–15,381,984	1,119,127	789,208

Foreign Occupation and Colonization

The contexts meeting the legal criteria of occupation and colonization processes through the review period.

Start	Case	Region	Country of Affected Persons	Responsible Party/ies	Cumulative Affected Persons	Affected Persons in 2020	Affected Persons in 2021
1898	Puerto Rico occupation	North America	 Puerto Rico	 USA	3,400,000 ⁷⁸	78,000 ⁷⁹	1,678,740 ⁸⁰
1944	Russian occupations of Crimea	Europe	 Crimea (Tatar)  Ukraine	 USSR  Russia	246,320–450,028 ⁸¹	?	?

1947	<ul style="list-style-type: none"> Northeast India Assam independence movements Insurgency in Manipur Occupation of Nagaland 	Asia	 Assam  India  Manipur  Nagaland	 India	1,122,100 ⁸²	3,900 ⁸³	?
1947	Kashmir occupation	Asia	 Kashmir	 India  Pakistan  Jammu Kashmir Liberation Front	213,627–303,627 ⁸⁴	415 ⁸⁵	113,212 ⁸⁶
1948	Israeli colonization and occupation of Palestine	MENA	 Palestine	 Israel  United Kingdom  USA  European Union	9,418,375 (≥76,000 threatened) ⁸⁷	5,146 ⁸⁸	48,119 ⁸⁹
1950	Tibet	Asia	 Tibet	 China	2,166,834 ⁹⁰	500,000 ⁹¹	3,000 ⁹²
1950	East Turkestan/Xinjiang	Asia	 East Turkestan  Xinjiang	 China	1.5–3,000,000 ⁹³	1,000,000 ⁹⁴	? (1.6 million at risk) ⁹⁵
1960	Turkish invasion and occupation of northern Cyprus	MENA	 Cyprus	 Turkey  Grece (and enotists)  United Kingdom	265,000 ⁹⁶	0	0
1962	West Papua invasion and occupation	Asia	 Papua New Guinea  Free Papua Movement,  West Papua National Liberation Army (TPNPB)	 Indonesia;  Independentists KKB,  OPM/TPNPB	67,399 ⁹⁷	41,851 ⁹⁸	48 ⁹⁹
1970	<ul style="list-style-type: none"> Independence movement Moroccan invasion and occupation (1975–) 2020–2021 Western Saharan clashes 	MENA	 Saharawi Republic	 Morocco  Spain	209,000 ¹⁰⁰	?	?

Totals:					18,395,028– 20,100,080 with ≥1,676,000 at risk	≥1,629,312	≥1,843,119
----------------	--	--	--	--	---	-------------------	-------------------

Wars

The following major state-to-state conflicts involve declared wars fought during the review period.

Start	Conflict	Region	Country of affected Persons	Responsible Party/ies	Cumulative Affected Persons	Affected Persons in 2020	Affected Persons in 2021
1978	Afghanistan War	Asia	 Afghanistan	 USA-led Occupation forces ¹⁰¹  Taliban Anti-Taliban forces	5,000,000 ¹⁰²	404,163 ¹⁰³	634,800 ¹⁰⁴
1988	Nagorno-Karabakh	Asia	 Artsakh  Azerbaijan	 Azerbaijan  Armenia	735,000 ¹⁰⁵	84–90,000 ¹⁰⁶	36,989 ¹⁰⁷
2014	Russo-Ukrainian War in Donbas	Europe	 Ukraine	 Russia	1,460,455 ¹⁰⁸	≥15 ¹⁰⁹	≥440 ¹¹⁰
Totals					7,195,455	404,178	635,240

Data Table References:

- ¹ Conflict dispossessed and/or displaced persons in Kachin reached 100,000. "Kachin conflict," *Wikipedia*, https://en.wikipedia.org/wiki/Kachin_conflict. At least 200,000 from the Karen conflict (in Thailand), "Karen conflict," *Wikipedia*, https://en.wikipedia.org/wiki/Karen_conflict; An estimated 655,000 to 700,000 Rohingya people reportedly fled to Bangladesh between 25 August 2017 and December 2017, joining an additional 300,000 Rohingya refugees in Bangladesh who had arrived after fleeing earlier waves of communal violence: UNICEF, "Bangladesh: Humanitarian Situation report No. 16 (Rohingya influx) 24 December 2017," <https://reliefweb.int/sites/reliefweb.int/files/resources/UNICEF%20Bangladesh%20Humanitarian%20Situation%20Report%20No.16%20%20-%2024%20December%202017.pdf>. An estimated 128,000 Rohingyas were internally displaced inside of Rakhine State: OCHA, "Myanmar: IDP Sites in Rakhine State (as of 31 July 2018)," https://reliefweb.int/sites/reliefweb.int/files/resources/MMR_Rakhine_IDP_Site_A0_July2018_20180820.pdf.
- ² Global Internal Displacement Database, 2020 Internal on 31 July 2018 Displacement, "Myanmar," <https://www.internal-displacement.org/database/displacement-data>.
- ³ IDMC, "Myanmar," <https://www.internal-displacement.org/countries/myanmar>. An estimated 22,000 Myanmar refugee have escaped to neighboring countries since 1 February 2021, and a total of 176,000 are estimated to be internally displaced within Myanmar since 1 February 2021. UNHCR, "Myanmar Emergency - UNHCR Regional Update - 1 September 2021," <https://data2.unhcr.org/en/documents/details/88481>.

-
- ⁴ “Ethiopia: Investigate police conduct after deaths of five people protesting ethnic clashes,” *Amnesty International* (17 September 2018), <https://www.amnesty.org/en/latest/news/2018/09/ethiopia-investigate-police-conduct-after-deaths-of-five-people-protesting-ethnic-clashes/>. See also following note.
- ⁵ Clashes between Oromo and Amhara communities in the Oromo Zone of Amhara region and surrounding towns continued for a second week, with gunshots being reported in Majete, Ataye, and Dumuga towns in the area. From 18 March to 31 March, at least 67 people were reported dead from the conflict, and 80,000 people have been displaced. “በሰሜን ሸዋና በኦሮሞ ብሔረሰብ ዞኖች በተከሰተው ግጭት ከ80 ሺህ በላይ ሰዎች ተፈናቀሉ,” *BBC News Amharic* (31 March 2021), <https://www.bbc.com/amharic/news-56582178>.
- ⁶ Cumulative 2,968,000 displaced Persons in 2020, IDMC, Global Internal Displacement Database, 2020 Internal Displacement, “Somalia,” <https://www.internal-displacement.org/database/displacement-data>, plus 347,000 displaced in 2021. (See note below.)
- ⁷ IDMC, “Somalia,” <https://www.internal-displacement.org/countries/somalia>.
- ⁸ Over 250,000 persons have been evicted/displaced in Banadir, Berdale and Baadweyn, including close to 200,000 in Mogadishu (Banadir region), OCHA, “Somalia: Displacement Update for Banadir, Berdale, and Baadweyn,” as of 6 May 2021, https://reliefweb.int/sites/reliefweb.int/files/resources/Displacement%20Update_final.pdf; “Concerns over mass displacements in Mogadishu,” statement by the Humanitarian Coordinator for Somalia, 28 April 2021, https://reliefweb.int/sites/reliefweb.int/files/resources/HCM%20statement_surge%20in%20displacement%20Mogadishu%2028%20April%202021%20Final.pdf. More than 523,000 people have been forced to flee their homes in Somalia since January 2021; i.e., 347,000 (66 per cent) due to conflict/insecurity, including close to 207,000 people in Mogadishu who were temporarily displaced by elections-related violence in April. The number of people who have been forcibly displaced from Laas Caanood and surrounding areas has risen to more than 7,250. OCHA, “Somalia: Flash update on forced displacement from Laas Caanood #3, As of 14 October 2021,” 15 October 2021, <https://reliefweb.int/report/somalia/somalia-flash-update-forced-displacement-laas-caanood-3-14-october-2021>.
- ⁹ IDMC, Global Internal Displacement Database, 2020 Internal Displacement, “Democratic Republic of Congo,” <https://www.internal-displacement.org/countries/democratic-republic-of-the-congo>.
- ¹⁰ UNHCR, *The Democratic Republic of Congo: Regional Refugee Response Plan*, 2020, p. 6, <https://data2.unhcr.org/en/documents/details/88162>.
- ¹¹ UNHCR, “Human Rights abuses intensifying in eastern DR Congo,” 10 September 2021, <https://news.un.org/en/story/2021/09/1099582>.
- ¹² International Crisis Group (ICG) reports over 150,000 displaced. ICG, “Eastern Congo: The ADF-NALU’s Lost Rebellion,” 19 December 2012, <https://www.crisisgroup.org/africa/central-africa/democratic-republic-congo/eastern-congo-adf-nalu-s-lost-rebellion>.
- ¹³ In 2020, ADF militants killed 12 civilians and burnt down several houses in a village east of Beni, 18 February: “DRC: At least twelve killed in new massacre near Beni,” *The North Africa Post* (19 February 2020), <https://northafricapost.com/38212-drc-at-least-twelve-killed-in-new-massacre-near-beni.html>. ADF fighters are accused of killing 24 civilians and 12 others in an attack on a village in Ituri province, “Militia kills 24 people in northeastern DR Congo,” *AFP* (1 March 2020), <https://www.thenews.com.pk/print/622089-militia-kills-24-people-in-northeastern-dr-congo>. On 6 April, ADF attacked the town of Halungpa (18 miles away from Beni), kills six civilians, including a child “Six killed in quarantined DR Congo region,” *Manila Bulletin* (7 April 2020), <https://mb.com.ph/2020/04/07/six-killed-in-quarantined-dr-congo-region/>. On 24 May, nine civilians killed in an ADF attack on Beni, as the ADF “burned down some houses” and people have fled. “ADF kills nine in eastern DR Congo attack,” *The Independent* (24 May 2020), <https://www.independent.co.ug/adf-kills-nine-in-eastern-dr-congo-attack/>. On 16 June, six civilians, including four women were killed and six more missing in an ADF attack along the Eringeti-Kainama road in North Kivu, where more than 60 homes were also burned by the ADF in the attack. “Six killed as militia torches homes in east DRC - local official,” *BigNewsNetwork.com* (16 June 2020), <https://www.bignetwork.com/news/265460403/six-killed-as-militia-torches-homes-in-east-drc---local-official>. On 10 September, ADF militants attacked Tshabi in Ituri province, killing 35 people, in the second attack on the town in Irumu territory in two days. The terrorists assaulted civilians with knives and firearms and destroyed the villages. Some 400 families fled the fighting. “Suspected militia fighters kill dozens in DR Congo’s eastern Ituri province,” *France 24* (11 September 2020), <https://www.france24.com/en/20200911-suspected-militia-fighters-kill-dozens-in-dr-congo-s-eastern-ituri-province>. On 30 October, 21 civilians were killed during ADF raids on the villages of Kamwiri, Kitsimba, and Lisasa; 20 civilians were also abducted and the attackers set fire to many buildings, including a Catholic church. “Crisis Mapping in Eastern Congo,” *Kivu Security Tracker* (2020), <https://kivusecurity.org/incident/8403>.
- ¹⁴ ADF killed three women, a boy and eight men at Mambumembume village in Irumu territory. The attackers burnt houses and stole goods, 7 September 2021), <https://kivusecurity.org/incident/16696>. Many other attacks on villages fail to report evictions and displacement, or destruction of homes and habitat.
- ¹⁵ More than 500,000 between 1999 and 2006. See L. Ahoua, A. Tamrat and V. Brown, “High mortality in an internally displaced population in Ituri, Democratic Republic of Congo, 2005: Results of a rapid assessment under difficult conditions,” *Global Public Health*, Vol.1, No. 3 (@006), pp. 195-204, <https://www.semanticscholar.org/paper/High-mortality-in-an-internally-displaced-in-Ituri%2C-Ahoua-Tamrat/6fdff27a1309dd497b4a03f95cf23052db256a82>. No further displacement or eviction data are available in the interim, until March 2021. (See following note.)

- ¹⁶ In the north-eastern province of Ituri, Intercommunal violence led to 453,000 new displacements over the year 2019 and about 200,000 for April 2020 alone. “DR Congo shelters 1 in 10 of the world’s internally displaced people,” NRC (5 May 2020), <https://www.nrc.no/news/2020/may/dr-congo-shelters-1-in-10-of-the-worlds-internally-displaced-people/>.
- ¹⁷ UNHCR, “Armed attacks kill hundreds, displace 40,000 civilians in northeast DR Congo,” (19 March 2021), <https://www.unhcr.org/news/briefing/2021/3/60545e684/armed-attacks-kill-hundreds-displace-40000-civilians-northeast-dr-congo.html>.
- ¹⁸ In North Kivu, clashes between armed groups and the country’s armed forces led to 520,000 displacements in 2019. DR Congo shelters 1 in 10 of the world’s internally displaced people,” NRC (5 May 2020), <https://www.nrc.no/news/2020/may/dr-congo-shelters-1-in-10-of-the-worlds-internally-displaced-people/>. In South Kivu, an escalation of conflict between armed groups and intercommunal violence caused 401,000 new displacements in 2019. Between January and May 2020, over 13 million were expected to be severely acutely food insecure, with more than 3.6 million in ‘emergency’ phase of hunger. *Ibid*.
- ¹⁹ “UNHCR appalled at rising violence against displaced in eastern DRC,” UNHCR (30 June 2020), <https://www.unhcr.org/news/briefing/2020/6/5efaeefb4/unhcr-appalled-rising-violence-against-displaced-eastern-drc.html>.
- ²⁰ « Nord-Kivu : plusieurs villages de Bashu désertés par peur d’une attaque ADF, » *Radio Okapi* (14 September 2021), https://www.radiookapi.net/2021/09/14/actualite/securite/nord-kivu-plusieurs-villages-de-bashu-desertes-par-peur-dune-attaque-0?utm_source=feedburner&utm_medium=email&utm_campaign=Feed%3A+radiookapi%2Ffeed+%28Radio+Okapi%29; « Beni : 8 morts et plusieurs maisons incendiées dans une attaque des présumés ADF, » *Radio Okapi* (16 September 2021), https://www.radiookapi.net/2021/09/16/actualite/securite/beni-8-morts-et-plusieurs-maisons-incendiees-dans-une-attaque-des?utm_source=feedburner&utm_medium=email&utm_campaign=Feed%3A+radiookapi%2Ffeed+%28Radio+Okapi%29; « Ituri : au moins 15 villages vidés de ses occupants à la suite de multiples attaques des rebelles, » *Radio Okapi* (20 September 2021), https://www.radiookapi.net/2021/09/20/actualite/securite/ituri-au-moins-15-villages-vides-de-ses-occupants-la-suite-de?utm_source=feedburner&utm_medium=email&utm_campaign=Feed%3A+radiookapi%2Ffeed+%28Radio+Okapi%29; « Ituri : Komanda se vide de ses habitants craignant une nouvelle attaque des ADF, » *Radio Okapi* (26 September 2021), https://www.radiookapi.net/2021/09/26/actualite/securite/ituri-komanda-se-vide-de-ses-habitants-craignant-une-nouvelle-attaque?utm_source=feedburner&utm_medium=email&utm_campaign=Feed%3A+radiookapi%2Ffeed+%28Radio+Okapi%29.
- ²¹ The USA-led coalition was comprised of 40 national troops, plus NATO forces (deployed 2003–2007); 24, plus NATO, deployed until December 2008; USA, UK and NATO deployed until December 2011.
- ²² In 2014 alone, Iraq suffered the highest new internal displacement worldwide, with at least 2.2 million displaced after the Islamic State group overrun their areas. Iraq: IDPs Caught between a Rock and A Hard Place as Displacement Crisis Deepens,” <https://www.internal-displacement.org/sites/default/files/publications/documents/201506-me-iraq-overview-en.pdf>. According to the International Organization for Migration’s (IOM) Displacement Tracking Matrix (DTM), as of 31 July 2021, 1,191,470 internally displaced persons (IDPs) remained in Iraq. <https://reporting.unhcr.org/sites/default/files/Iraq%20Factsheet%20-%20September%202021.pdf> / See details in IOM, “Datasets,” <http://iraqdtm.iom.int/MasterList#Datasets>. See also notes below.
- ²³ More than 58,000 IDPs included in this figure had already been displaced at least once before by armed conflict and violence, and around 9,000 were individuals displaced for the first time. Most of them took place in Ninewa, Sulaymaniyah, Kirkuk, Anbar, Diyala and Baghdad, <https://www.internal-displacement.org/sites/default/files/2021-05/figure-analysis-irq.pdf>.
- ²⁴ Subsequently, in Dogshman village in the Rashad sub-district of southern Kirkuk province, around 13 people were displaced on 31 August when ISIL destroyed at least two houses by burning. “ISIS attacks Kirkuk village, killing livestock,” *Rudaw* (31 August 2021), <https://www.rudaw.net/english/middleeast/iraq/31082021>; According to OCHA, more than 65 people were evicted from their homes in Mosul, Iraq in August. OCHA, “Humanitarian Bulletin,” 13 September 2021, https://reliefweb.int/sites/reliefweb.int/files/resources/august_2021_humanitarian_bulletin.pdf; According to the Ministry of Migration and Displacement of Iraq, around 1,400 IDPs were left homeless after a fire broke out at Sharya IDP camp on 4 June 2021 in the northern Kurdish region of Iraq. Louisa Loveluck and Mustafa Salim, “Fire Burns through Yazidi camp seven years after ISIS genocide,” *The Washington Post* (5 June 2021), https://www.washingtonpost.com/world/middle_east/iraq-yazidis-camp-fire/2021/06/04/8b3db6f0-c546-11eb-89a4-b7ae22aa193e_story.html. According to local media and residents, more than 46 people were displaced over the course of the summer in Zakho, Iraq due to conflict and violence. Yousif Musa, “More than \$1 million in damages from clashes for Zakho villages, resorts,” *Rudaw* (10 September 2021), <https://www.rudaw.net/english/kurdistan/10092021>.
- ²⁵ “Más de 400 mil desplazados de Michoacán por violencia,” *El Sol de Morelia* (23 April 2021), <https://www.elsoldemorelia.com.mx/local/mas-de-400-mil-desplazados-de-michoacan-por-violencia-6631427.html>.

- ²⁶ Karol Suárez, “Cartel violence in Mexico forces people to flee their homes, leaving ghost towns behind,” *USA Today* (21 October 2021, updated 27 October 2021), citing IDMC Mexico, <https://www.usatoday.com/story/news/nation/2021/10/21/mexican-drug-cartel-violence-forced-migration-el-mench-michoacan/6116727001/>; VDB entry “Tierra Caliente,” 1 January 2020, <http://www.hlrn.org/violation.php?id=p21ta6Y=>.
- ²⁷ Scott Mistler-Ferguson, “Funeral Massacre Latest Example of Extreme Violence Causing Michoacán Exodus,” *InSight Crime* (3 March 2022), <https://insightcrime.org/news/funeral-massacre-latest-example-of-extreme-violence-causing-michoacan-exodus/>; VDB entry “Tierra Caliente,” 1 January 2020, <http://www.hlrn.org/violation.php?id=p21ta6Y=>; VDB entry “Cartel Violence,” 1 January 2021, <http://www.hlrn.org/violation.php?id=p21ta6c=>.
- ²⁸ According to UNHCR, as of 31 December 2020, Boko Haram was responsible for creating 304,562 Nigerian refugees, over 2.1 million internally displaced in Nigeria, and over 778,000 internally displaced in Cameroon, Chad and Niger. UNHCR, “Nigeria Emergency,” <https://www.unhcr.org/nigeria-emergency.html>. Over 3.2 million people are displaced, including over 2.9 million internally displaced persons (IDPs) in north-eastern Nigeria, over 684,000 IDPs in Cameroon, Chad and Niger and 304,000 refugees in the four countries. UHCHR, “Nigeria emergency,” accessed 23 September 2021, <https://www.unhcr.org/nigeria-emergency.html>.
- ²⁹ IDMC, “Nigeria Country information,” 1 January to 31 December 2020, <https://www.internal-displacement.org/sites/default/files/publications/documents/2019-IDMC-GRID-spotlight-nigeria.pdf>.
- ³⁰ As of March 2021, the Maradi region, in southern Niger, hosted 77,000 Nigerian refugees who have fled relentless attacks in Katsina, Sokoto, and Zamfara states. By August, 26,573 people from 8,190 households who have already been repatriated to 19 villages at the end of the first phase of the IDP return operations. “Niger Says 26,000 Displaced People in Southeast Are Now Home,” *AFP* (1 August 2021), https://www.voanews.com/a/extremism-watch_niger-says-26000-displaced-people-southeast-are-now-home/6209013.html.
- ³¹ “Iraq: IDPS Caught between a Rock and A Hard Place as Displacement Crisis Deepens,” *op. cit.* According to the IOM Displacement Tracking Matrix (DTM), as of 31 July 2021, 1,191,470 internally displaced persons (IDPs) remained in Iraq. <https://reporting.unhcr.org/sites/default/files/Iraq%20Factsheet%20-%20September%202021.pdf> / See in details, <http://iraqdtm.iom.int/MasterList#Datasets>. See also notes below.
- ³² More than 58,000 IDPs included in this figure had already been displaced at least once before by armed conflict and violence, and around 9,000 were individuals displaced for the first time. Most of them took place in Ninewa, Sulaymaniyah, Kirkuk, Anbar, Diyala and Baghdad. <https://www.internal-displacement.org/sites/default/files/2021-05/figure-analysis-irq.pdf>
- ³³ Subsequently, in Dogshman village in the Rashad sub-district of southern Kirkuk province, around 13 people were displaced on 31 August when ISIL destroyed at least two houses by burning. “ISIS attacks Kirkuk village, killing livestock,” *Rudaw* (31 August 2021), <https://www.rudaw.net/english/middleeast/iraq/31082021>; According to OCHA, more than 65 people were evicted from their homes in Mosul, Iraq in August. OCHA, “Humanitarian Bulletin,” 13 September 2021, https://reliefweb.int/sites/reliefweb.int/files/resources/august_2021_humanitarian_bulletin.pdf; According to the Ministry of Migration and Displacement of Iraq, around 1,400 IDPs were left homeless after a fire broke out at Sharya IDP camp on 4 June 2021 in the northern Kurdish region of Iraq. Louisa Loveluck and Mustafa Salim, “Fire Burns through Yazidi camp seven years after ISIS genocide,” *The Washington Post* (5 June 2021), https://www.washingtonpost.com/world/middle_east/iraq-yazidis-camp-fire/2021/06/04/8b3db6f0-c546-11eb-89a4-b7ae22aa193e_story.html. According to local media and residents, more than 46 people were displaced over the course of the summer in Zakho, Iraq due to conflict and violence. Yousif Musa, “More than \$1 million in damages from clashes for Zakho villages, resorts,” *Rudaw* (10 September 2021), <https://www.rudaw.net/english/kurdistan/10092021>.
- ³⁴ In October 2019, the Turkish forces, supported by a coalition of anti-government armed groups, launched offensive operations against Kurdish-led Syrian Democratic Forces, leading to more than 200,000 people displaced in rapid and uncoordinated evacuations. UN Human Rights Council, “Report of the Independent International Commission of Inquiry on the Syrian Arab Republic,” A/HRC/43/57, 28 January 2020, https://www.ohchr.org/Documents/HRBodies/HRCouncil/ColSyria/A_HRC_43_57_AEV.docx. According to UNHCR the total IDPs until March 2021, 6,701,972 Syrians remained displaced. UNHCR, “Syrian Arab Republic,” *Global Focus*, <https://reporting.unhcr.org/node/2530?y=2021#year>. This is an increase of 133,972 IDPs over the previous year at December 2020 by IDMC report (6.568.000). <https://www.internal-displacement.org/countries/syria>.
- ³⁵ In the northwest of Syria, 550,000 people, more than half of the people who have been displaced since December, moved yet again to northwestern areas in Idlib Governorate into a small area already hosting hundreds of thousands of displaced people. Over 410,000 of those who escaped from the violence moved to areas in northern Aleppo Governorate such as A’zaz, Afrin, Jandairis and al-Bab sub-districts, where existing services are over-stretched. OCHA, “Syrian Arab Republic: Recent Developments in Northwest Syria, Situation Report No. 10 - As of 12 March 2020,” https://reliefweb.int/sites/reliefweb.int/files/resources/20200312_nws_sitrep_10_002.pdf.

- ³⁶ UNHCR report, issued in February 2021, 2.7 million IDPs living in northwest Syria, with some 1.6 million people living in 1,302 IDP sites, Close to 142,000 IDPs across 407 IDP sites in north-west Syria were reportedly affected by recent floods. Over 25,000 tents were either destroyed or damaged. The flooding has resulted in one death and three injuries. <https://reporting.unhcr.org/sites/default/files/UNHCR%20Flash%20Update%20on%20Floods%20in%20North%20West%20Syria%203%20-%2018%20February%202021.pdf>. According to the to the Director of the Organizations Office for Displaced and Refugees Affairs, Sheikmous Ahmed, the number of displaced in northeast Syria is one million and 25 thousand displaced. <https://hawarnews.com/en/haber/more-than-million-displaced-denied-aid-in-ne-syria-h21182.html?fbclid=IwAR3uaYwhopgWy11FMdGkvZYOnjZ03xBoI9fggg-kD5BIKV7EseyIJRW86yw>. This number includes Syrians and Iraqi refugees from Iraq. "Water weaponisation and displacement in Northeast Syria," *Humanitarian Practice Network* (16 July 2021), <https://odihpn.org/blog/water-weaponisation-and-displacement-in-northeast-syria/>.
- ³⁷ IDMC reported 278,000 IDPs as of 31 December 2020, reflecting 39,000 new displacements in 2020. IDMC, "Libya" Country Information, <https://www.internal-displacement.org/countries/libya>.
- ³⁸ After December 2020 returns, 245,463 remained. "Number of internally displaced persons (IDPs) in Libya as of February 2021, by region," *Statista*, <https://www.statista.com/statistics/1222286/number-of-internally-displaced-persons-in-libya-by-region/>. No "mass" displacements are reported in 2021. By August 2021, returnees increased to 643,123 individuals, but only 715 more than the previous quarter. This indicates a slight plateauing of the return trend as several IDPs face protracted displacement, the reasons being complex challenges such as lack of security or social cohesion in the place of origin, damaged infrastructure, unavailability of basic services in places of origin, and uninhabitable original houses to return to, due to damage and destruction incurred during armed conflict. IOM, "Libya — IDP And Returnee Report 37 (May - June 2021)," <https://displacement.iom.int/reports/libya-%E2%80%94-idp-and-returnee-report-37-may-june-2021>.
- ³⁹ According to a 2018 report, around 400,000 people have lost their lives since December 2013; in addition, 4.5 million people have been displaced. Kensiya Kennedy and Keshav Basotia, "The Internal Displacement of People in South Sudan," *E-International Relations* (29 June 2021), <https://www.e-ir.info/2021/06/29/the-internal-displacement-of-people-in-south-sudan/>.
- ⁴⁰ A surge in violence caused more than 56,000 civilians to become displaced within South Sudan (Kennedy and Basotia, *op. cit.*).
- ⁴¹ Between 80,000 and 120,000 people have reportedly been displaced by the conflict, with thousands fleeing to neighboring Bahr el-Ghazal state and Ezo County. "South Sudan plagued by violence and corruption, Human Rights Council hears," *UN News* (23 September 2021), <https://news.un.org/en/story/2021/09/1100932>.
- ⁴² IDMC reports the lower estimate as of 2020, while UNHCR estimates 4,000,000 as of August 2021. See the following two notes.
- ⁴³ IDMC, Global Internal Displacement Database, 2020 Internal Displacement, "Yemen," <https://www.internal-displacement.org/database/displacement-data>.
- ⁴⁴ The ongoing conflict maintains more than 50 active frontlines across the country, and more than 50,000 individuals have been forcibly displaced in 2021, particularly in Marib governorate. UNHCR, "Yemen Country Factsheet," 26 August 2021, <https://data2.unhcr.org/en/documents/details/88357>.
- ⁴⁵ In October 2019, the Turkish forces, supported by a coalition of anti-government armed groups, launched offensive operations against Kurdish-led Syrian Democratic Forces, leading to more than 200,000 people displaced in rapid and uncoordinated evacuations. UN Human Rights Council, "Report of the Independent International Commission of Inquiry on the Syrian Arab Republic," A/HRC/43/57, 28 January 2020, https://www.ohchr.org/Documents/HRBodies/HRCouncil/ColSyria/A_HRC_43_57_AEV.docx.
- ⁴⁶ Fazel Hawramy, "504 villages emptied due to Turkey-PKK war: Kurdistan parliament report," *Rudaw* (5 September 2020), <https://www.rudaw.net/english/kurdistan/05092020>; <https://www.rudaw.net/arabic/kurdistan/040920203>, "(2020 سېپتېمېر 4) رووداو", "إخلاء 504 قرية بإقليم كردستان جراء القتال بين القوات التركية وحزب العمال," *Rudaw* (10 September 2021), <https://www.rudaw.net/english/kurdistan/10092021>.
- If one were to take the calculations of the previous article as representative, the 25 evicted villages effecting 400 families (i.e., 2,000 persons), the average of 80 inhabitants applied to 504 villages would equal 40,320 inhabitants effected. See VDB entry "504 villages emptied," 1 January 1992, <http://www.hlrn.org/violation.php?id=p21tY6Q>.
- ⁴⁷ Yousif Musa, "More than \$1 million in damages from clashes for Zakho villages, resorts," *Rudaw* (10 September 2021), <https://www.rudaw.net/english/kurdistan/10092021>.
- ⁴⁸ 1.7 million were reported by IOM, "Life-saving Health Assistance for Displaced People from Tigray," 2021, <https://storyteller.iom.int/stories/life-saving-health-assistance-displaced-people-tigray>. Gebremeskel Kassa, a senior official in the interim administration in Tigray, reported 2.2 million displaced, as cited in "Over 2 million people displaced by conflict in Ethiopia's Tigray region - local official," *Reuters* (6 January 2021), <https://www.reuters.com/article/uk-ethiopia-conflict-idUSKBN29B1N7>; plus 54,000 as of July 2021, as cited in Simon Marks and Fasika Tadesse, "Widening Ethiopia Conflict Displaces Tens of Thousands of People," *Bloomberg* (21 July 2021), <https://www.bloomberg.com/news/articles/2021-07-21/widening-ethiopia-conflict-displaces-tens-of-thousands-of-people>. Precision in the numbers of evicted/displaced persons has been hampered by lack of humanitarian access and monitoring.
- ⁴⁹ Marks and Tadesse, *op. cit.*

- ⁵⁰ According to the Unrepresented Nations and Peoples Organization (UNPO), the Ahwazi Arab population is 5–7 million. UNPO, “Ahwazi Arabs,” Member Profile, November 2017, <https://unpo.org/downloads/2332.pdf>, while the Iranian official 2016 census mentioned the Ahwazi population as about 4,710,509, including 1,300,000 in 2016. Statistics Center of Iran, “Statistical table” [in Persian], 22 July 2014, <https://www.amar.org.ir/%D8%AF%D8%A7%D8%AF%D9%87%D9%87%D8%A7-%D9%88-%D8%A7%D8%B7%D9%84%D8%A7%D8%B9%D8%A7%D8%AA-%D8%A2%D9%85%D8%A7%D8%B1%DB%8C/%D8%AC%D9%85%D8%B9%DB%8C%D8%AA-%D9%88-%D9%86%DB%8C%D8%B1%D9%88%DB%8C-%DA%A9%D8%A7%D8%B1/%D8%AC%D9%85%D8%B9%DB%8C%D8%AA#5581721-->. https://en.wikipedia.org/wiki/Khuzestan_Province#cite_note-1; see also “Provinces Divided into 5 Regions,” *Hamshahri Online* [in Persian], accessed 5 October 2021, <https://www.hamshahrionline.ir/news/263382/%D8%A7%D8%B3%D8%AA%D8%A7%D9%86-%D9%87%D8%A7%DB%8C-%DA%A9%D8%B4%D9%88%D8%B1-%D8%A8%D9%87-%DB%B5-%D9%85%D9%86%D8%B7%D9%82%D9%87-%D8%AA%D9%82%D8%B3%DB%8C%D9%85-%D8%B4%D8%AF%D9%86%D8%AF>.
- ⁵¹ Amid Covid-19 Pandemic, according to the report of the Special rapporteur on the situation of human rights in the Islamic Republic of Iran, Javād Rehman, the Iranian, on 26 August 2020, security forces raided a village in Ahwaz, Khuzestan province as the judiciary ordered demolitions for 300 village homes were issued, despite residents presenting evidence of ownership. Report of the Special Rapporteur on the situation of human rights in the Islamic Republic of Iran, Javād Rehman, A/HRC/46/50, 11 January 2021, p. 9, para. 26, <https://undocs.org/pdf?symbol=en/A/HRC/46/50>, see also, Ethnic cleansing intensifies in Ahwaz,” *Dur Untash Studies Center* (26 September 2020), <https://www.dusc.org/en/drasat/7369/>.
- ⁵² Security forces killed eight persons during peaceful protests taking place across the southern province of Khuzestan, urging authorities to address the denial of clean water in the province. Amnesty International, “Iran: Security forces use live ammunition and birdshot to crush Khuzestan protests,” 23 July 2021, <https://www.amnesty.org/en/latest/press-release/2021/07/iran-security-forces-use-live-ammunition-and-birdshot-to-crush-khuzestan-protests/>.
- ⁵³ According to UN estimates, more than 679,000 people are currently internally displaced in Cameroon’s Northwest and Southwest regions, in addition to the almost 60,000 who have crossed the border seeking asylum in Nigeria. UNHCR, “More Cameroonian refugees flee to Nigeria, bringing total arrivals close to 60,000 mark,” 13 February 2020, <https://www.unhcr.org/news/press/2020/2/5e452d2b4/cameroonian-refugees-flee-nigeria-bringing-total-arrivals-close-60000-mark.html>. See also following notes. Caveat on displacement figures for the North-West and South-West crisis: “The estimated figures of internally displaced persons (IDPs) and returnees in the North-West, South-West, Littoral, West and Centre regions mentioned in the HNO and HRP 2021 documents are based on multi-sectoral needs assessments (MSNAs) conducted in August and September 2020 under the leadership of OCHA. The IDP and returnee figures validated by the Cameroonian Ministry of Territorial Administration (MINAT) for these regions are lower: 130,000 IDPs in the North-West region, 90,000 IDPs in the South-West region, 105,000 returnees in the North-West and South-West regions, 12,000 IDPs in the Littoral region, 11,350 IDPs in the Centre region and 20,000 IDPs in the West region. OCHA under the leadership of the Humanitarian Coordinator has agreed with MINAT to review the IDP figures jointly in the course of 2021, based on a joint data collection exercise.” OCHA, “Cameroon: Humanitarian Needs Overview 2021,” <https://www.humanitarianresponse.info/en/operations/cameroon/document/cameroon-humanitarian-needs-overview-2021>; “Violence in Cameroon’s Anglophone crisis takes high civilian toll,” *Aljazeera* (1 April 2021), <https://www.aljazeera.com/news/2021/4/1/violence-in-cameroon-anglophone-crisis-takes-high-civilian-toll>, citing 700,000 internally displaced and 63,800 refugees in Nigeria..
- ⁵⁴ On 3 and 4 February 2021, government security forces descended on the town of Muyuka, killing three civilians, burning down at least 45 houses, detaining some 300 people, and displacing an estimated 3,000. Jess Craig, “Briefing: Cameroon’s intensifying conflict and what it means for civilians,” *The New Humanitarian* (6 February 2021), <https://www.thenewhumanitarian.org/news/2020/02/06/Cameroon-elections-anglophone-separatist-insurgency-Ambazonia>. Almost 8,000 Cameroonian refugees have fled to Nigeria’s eastern and southern states of Taraba and Cross Rivers in February 2020, bringing the total Cameroonian refugee population in the country to nearly 60,000 people. *Ibid*.
- ⁵⁵ Between 22 and 26 February 2021, at least 4,200 people were displaced from seven villages in Nwa, following attacks by Fulani vigilante groups in which at least eight people were killed. According to the Centre for human rights and democracy in Africa (CHRDA), the Fulani herders “have carried out over a dozen raids against the natives in the villages of Nwa in less than a month.” Satellite images analyzed and published by Amnesty International show some villages that have been destroyed or burned down in Nwa in February 2021. It is unclear whether Fulani vigilante groups attacked the villages or whether the destruction took place during clashes with armed separatist groups, but the images suggest that the destruction was fairly recent. Amnesty International, “Cameroon: Witness testimony and satellite images reveal the scale of devastation in Anglophone regions,” 28 July 2021, <https://www.amnesty.org/en/latest/press-release/2021/07/cameroon-satellite-images-reveal-devastation-in-anglophone-regions/>. On 3 and 4 February 2021, government security forces descended on the town of Muyuka, killing three civilians, burning down at least 45 houses, detaining some 300 people, and displacing an estimated 3,000. Jess Craig, “Briefing: Cameroon’s intensifying conflict and what it means for civilians,” *The New Humanitarian* (6 February 2021), <https://www.thenewhumanitarian.org/news/2020/02/06/Cameroon-elections-anglophone-separatist-insurgency-Ambazonia>.

- ⁵⁶ During the Iran-Iraqi War, 23,000 Iranian refugees fled to Iraq. After applying the voluntary repatriation program, hundreds of families returned to Iran, but more than 10,000 Iranian Kurd still living in Kurdistan Region of Iraq, and suffering of negligence of their rights and refugee cases, and also lost their jobs amid the coronavirus lockdown, exacerbating their economic woes. Recently, UNHCR office suspended renewals during the Covid-19 pandemic, and is working through the backlog. Like others, renewal of the residency permit is never guaranteed, mostly dependent on whether the refugee can find stable work in a faltering economy. Lizzie Porter and Winthrop Rodgers, “What about our future? The Iranian Kurds trapped in Iraq and forgotten by the international community,” *The Guardian* (19 August 2021), <https://www.independent.co.uk/news/world/middle-east/iraq-iran-kurds-b1902178.html>.
- ⁵⁷ As of December 2020, this number remained 10,535 asylum seekers. Kurdistan Regional Government, Ministry of Interior, Joint Crisis Coordination Centre, “Situational Report: Number of IDPs and Refugees in Kurdistan Region No. 8,” December 2020, <https://jckrg.org/en/article/read/379>.
- ⁵⁸ As of August 2021, this number was 10,548 asylum seekers. KRG, “Humanitarian Situational Report: No. 7,” <https://jckrg.org/en/article/read/407>, accessed 5 October 2021.
- ⁵⁹ The brutal civil war of the 1990s left 200,000 dead and 8,000 disappeared, almost all men. They left behind a generation of mostly women-headed households with an estimated 1.5 million Algerians displaced to the outskirts of many cities. The issue remains *controversial*, as no displaced persons are officially recognized since 2007. However, for various reasons, as many as 1 million remain holders of the unfulfilled right to reparation, including restitution of their lost homes, lands and properties. Algeria Watch, « Algérie: Les déplacements de population : Un drame occulté, » information provided to the Committee on Economic, Social and Cultural Rights on its 3rd and 4th periodic review of the state party Algeria, 2010, [https://tbinternet.ohchr.org/Treaties/CESCR/Shared Documents/DZA/INT_CESCR_NGO_DZA_44_8619_E.doc](https://tbinternet.ohchr.org/Treaties/CESCR/Shared%20Documents/DZA/INT_CESCR_NGO_DZA_44_8619_E.doc). See also Report of the Special Rapporteur on adequate housing as a component of the right to an adequate standard of living, and on the right to non-discrimination in this context, Raquel Rolnik: Mission to Algeria, A/HRC/19/53/Add.2, 26 December 2011, p. 16, <https://undocs.org/en/A/HRC/19/53/Add.2> and Internal Displacement Monitoring Center and Norwegian Refugee Council, “Algeria: National reconciliation fails to address needs of IDPs – A profile of the internal displacement situation,” 29 September 2009, p. 9, <https://www.refworld.org/docid/4ac310332.html>.
- ⁶⁰ The cumulative number of 3,036,593 IDP individual represents 647,256 households. IDMC, “Humanitarian Needs Overview: Sudan,” Humanitarian Programme Cycle 2021, December 2020, p. 60, <https://displacement.iom.int/system/tdf/reports/IOM%20-%20DTM%20Sudan%20-%20Mobility%20Tracking%20%28Round%20Two%29.pdf?file=1&type=node&id=12123>.
- ⁶¹ This total reduced to 2,108,735 in 2020. OCHA, “Humanitarian Needs Overview: Sudan,” *op. cit.*; also IOM-Sudan, “DTM Round One,” April 2020, https://displacement.iom.int/system/tdf/reports/DTM%20Sudan_Mobility%20Tracking_Round%20001_0.pdf?file=1&type=node&id=9131. The number of IDPs increased to 2,590,000 in 2021. IOM-Sudan, “Mobility Tracking Sudan Round Two,” August 2021, <https://displacement.iom.int/system/tdf/reports/IOM%20-%20DTM%20Sudan%20-%20Mobility%20Tracking%20%28Round%20Two%29.pdf?file=1&type=node&id=12123>.
- ⁶² The number of IDPs increased to 2,590,000 in 2021. IOM-Sudan, “Mobility Tracking Sudan Round Two,” August 2021, <https://displacement.iom.int/system/tdf/reports/IOM%20-%20DTM%20Sudan%20-%20Mobility%20Tracking%20%28Round%20Two%29.pdf?file=1&type=node&id=12123>.
- ⁶³ OCHA report in 2021, after two decades after conflict in Sudan’s Darfur region triggered armed attacks against civilians; 2.5 million IDPs and 1.07 million refugees and asylum seekers remain. Most of them are in Darfur, South Kordofan and Blue Nile States, which have been the epicenters of conflict over the past 17 years and need humanitarian assistance and protection support. IOM, “Humanitarian Needs Overview: Sudan,” *op. cit.*
- ⁶⁴ The number of IDPs at end 2020 stood at 338,090, with no new numbers reported. *Ibid.* However, Asylum Research Centre (ARC) reported at least 27,329 new displaced persons in South Kordofan/Nuba Mountains in 2020. Sudan: Country Report: *The situation in South Kordofan and Blue Nile – An Update (3rd edition with addendum)*, March 2021 (COI included between 1st May 2019 and 16th December 2020) (Oxford: ARC, 2021), pp. 61–63, https://www.ecoi.net/en/file/local/2045013/Final_01.03.2021.pdf. See details in VDB entry <http://www.hlrn.org/violation.php?id=pG9maQ==>.
- ⁶⁵ The number of remaining IDPs was 445,817, with no new numbers. IOM-Sudan, “Mobility Tracking Sudan Round Two,” *op. cit.*
- ⁶⁶ Council on Foreign Relations cites 581,362 displaced persons. “Violence in the Central African Republic,” Global Conflict Tracker, *Council on Foreign Relations* (undated), <https://www.cfr.org/global-conflict-tracker/conflict/violence-central-african-republic>, accessed 2 October 2021. See also notes below.
- ⁶⁷ IDMC, “Central African Republic,” <https://www.internal-displacement.org/countries/central-african-republic>, accessed 3 October 2021. According to an estimate made by Corbeau News Centrafrique (CNC) on the ground, the number of displaced people could reach 3,000 in the camp near the MINUSCA base. “RCA : crise humanitaire à Ndélé, le chef de la délégation du CICR est arrivée dans la ville, » CNC (9 March 2020), <https://corbeaunews-centrafrique.com/rca-crise-humanitaire-a-ndele-la-chef-de-la-delegation-du-cicr-est-arrivee-dans-la-ville/>.

- ⁶⁸ OCHA, “Central African Republic Situation Report: Last updated: 17 Aug 2021,” <https://reliefweb.int/sites/reliefweb.int/files/resources/Situation%20Report%20-%20Central%20African%20Republic%20-%202026%20Jul%202021%20%281%29.pdf>.
- ⁶⁹ In 2014, the federal government, headed by the Ethiopian People’s Revolutionary Democratic Front (EPRDF), redrew the boundary between the two regions. As a result the Somali Region lost three villages to the Afar Region. Since then, they have been trying to get the villages back under their control. 46,000 IDPs in the Afar region, and 78,000 IDPs in Siti zone, Somali region. OCHA, “Ethiopia: Access Snapshot – Afar region and Siti zone, Somali region,” 31 January 2021, https://reliefweb.int/sites/reliefweb.int/files/resources/ocha_200204_access_snapshot_afar_sitti_somali_region.pdf.
- ⁷⁰ Between July and October 2020, approximately 29,000 households were internally displaced because of violent conflicts in the disputed areas. OCHA, “Ethiopia: Afar-Issa land dispute, Flash Update,” 27 January 2020, https://www.humanitarianresponse.info/sites/www.humanitarianresponse.info/files/documents/files/afar_issa_flash_update_27_01_2021.pdf.
- ⁷¹ On 23–24 July 2021, militia from the neighboring Afar region attacked and looted a Somali town, Gedamaytu, also known as Gabraisa. Somali region officials said: “Many are displaced and the town is almost completely looted.” Citing Ali Bedel in Kim Helfrich, “Town in Ethiopia’s Somali region attacked,” *defense Web* (28 July 2021), <https://www.defenceweb.co.za/security/civil-security/town-in-ethiopias-somali-region-attacked/>. Neither specific numbers of evicted/displaced persons, nor population figures for Gedamaytu are available.
- ⁷² Roughly 300,000 drug suspects have been jailed without due process since the start of the ‘drug war,’ forcing them to live in inhumane conditions in the detention centres. Therefore, these are treated as victims of forced eviction, as well as detention, with all the other corresponding human rights violations. “Philippines: Nearly 300,000 drug suspects have been jailed in ‘war on drugs,’” *Civicus* (16 July 2021), <https://www.civicus.org/index.php/media-resources/news/united-nations/geneva/5184-philippines-nearly-300-000-drug-suspects-have-been-jailed-in-war-on-drugs>.
- ⁷³ Within the general crackdown, between March and November 2020, at least 134,298 were arrested also for allegedly violating community quarantine guidelines. mJodesz Gavilan, “Duterte gov’t took advantage of pandemic to continue drug killings, abuses – HRW (13 January 2021), <https://www.rappler.com/nation/duterte-government-took-advantage-covid-19-pandemic-continue-drug-war-killings-abuses-hrw-report-2020>.
- ⁷⁴ More than 732,000 people were internally displaced in northern Mozambique as of April 2021 due to violence that erupted in 2017. Attacks in Palma in March 2021 also triggered the flight of some 100,000 IDPs. UNHCR, “Mozambique Fact Sheet, September 2021,” 29 September 2021, <https://data2.unhcr.org/en/documents/details/88926>.
- ⁷⁵ IDMC, “Mozambique Country Information,” New displacements (1 January–31 December 2020), <https://www.internal-displacement.org/countries/mozambique>.
- ⁷⁶ UNHCR, “Mozambique Fact Sheet, September 2021,” *op. cit.*
- ⁷⁷ Amid numerous reports of displacement incidents, no numbers of affected persons are provided. “Orlu Crisis: Imo Eastern Security Network [ESN] clash wit soldiers, Uzodinma impose curfew - Wetin we know so far,” *BBC News Pigin* (25 January 2021), <https://www.bbc.com/pidgin/tori-55804529>; “Herdsman Flee As IPOB’s Eastern Security Network Invades Fulani Camp In Abia, Kills Many Cows,” *Sahara Reporters* (31 January 2021), <http://saharareporters.com/2021/01/31/herdsman-flee-ipob%E2%80%99s-eastern-security-network-invades-fulani-camp-abia-kills-many-cows>; Mutala Abdullahi, “Nigerian Military Conducts Preemptive Air Strikes In Southeast,” *HumAngle* (21 February 2021), <https://humanglemedia.com/nigerian-military-conigerian-military-conducts-preemptive-air-strikes-in-southeast-nducts-preemptive-air-strikes-in-southeast/>.
- ⁷⁸ The United States Federal Superfund Law, officially the Comprehensive Environmental Response, Compensation, and Liability Act of 1980 (CERCLA), [1] established the federal Superfund program, administered by the U.S. Environmental Protection Agency (EPA). The program is designed to investigate and clean up sites contaminated with hazardous substances. Sites managed under this program are referred to as “Superfund” sites.
- ⁷⁹ “Post-Maria aid denied,” VDB entry ongoing since 20 September 2017, <http://www.hlrn.org/violation.php?id=p21sbKk=> and “Toxic Water,” VDB entry ongoing since the 1980s, <http://www.hlrn.org/violation.php?id=p21sbKg=>.
- ⁸⁰ FEMA continues to deny 335,748 effected households post-Maria aid for home repairs. Ivis Garcia, “The Lack of Proof of Ownership in Puerto Rico Is Crippling Repairs in the Aftermath of Hurricane Maria,” *HLRN News/American Bar Association* (21 May 2021), <http://www.hlrn.org/activitydetails.php?title=Puerto-Rico:-Still-No-Relief-since-Hurricane-Maria&id=p2pnYw=>.
- ⁸¹ In 1944, the Soviet Army expelled 228,392–423,100 persons. Of which at least 191,044 were Crimean Tatars in 47,000 families. Oleg Bazhan, “The Rehabilitation of Stalin’s Victims in Ukraine, 1953–1964: A Socio-Legal Perspective,” In Kevin McDermott and Matthew Stibbe, eds., *De-Stalinising Eastern Europe: The Rehabilitation of Stalin’s Victims after 1953* (Basingstoke: Palgrave Macmillan, 2015); the higher figure is provided in Edward Allworth, *Tatars of the Crimea: Their Struggle for Survival : Original Studies from North America, Unofficial and Official Documents from Czarist and Soviet Sources* (New York: Columbia University, Center for the Study of Central Asia, 1988). Following the 2014 Russian occupation of Crimea. the official list of nationalized property had been amended 56 times as of 12 September 2017, then listing 4,618 “nationalized” public and private real estate assets. Similar processes have taken place in the city of Sevastopol with the purpose of “restoring social fairness and maintaining public order,” the city authorities nationalized 13 companies and

- 30 real estate assets between February 2015 and July 2016. (Resolutions of the Sevastopol city Government “On some aspects of the nationalization of property” No. 118-ПП, 123-ПП, 662-ПП of 28 February 2015, 28 February 2015 and 8 July 2016 respectively.) OHCHR, “Situation of human rights in the temporarily occupied Autonomous Republic of Crimea and the city of Sevastopol (Ukraine),” 2017, https://www.ohchr.org/Documents/Countries/UA/Crimea2014_2017_EN.pdf. According to UNHCR statistics as of 24 September 2014, as many as 17,928 persons, including 5,068 children, 1,269 disabled and elderly had fled the Crimea. This figure consists mainly of Tartars; but there are also certain professionals such as journalists, human rights activists and intellectuals who flee fearing persecution because of their ethnicity, religious beliefs or human rights activities. It is important to note that the number of those displaced from the Crimea is still growing and people continue to leave the peninsula albeit on a limited scale. Jim Sheridan, rapporteur, “The humanitarian situation of Ukrainian refugees and displaced persons,” Report 1, Doc. 13550, Reference 4055, (Strasbourg: Council of Europe, Committee on Migration, Refugees and Displaced Persons, 27 June 2014), <https://www.refworld.org/pdfid/548584134.pdf>. See VDB entry ‘Crimean Tatar deportations’, <http://www.hlrn.org/violation.php?id=o2loZg==>.
- ⁸² The states bordering India’s northeast have witnessed at least seven major cases of conflict-induced internal displacement in sixty years. Every state in the region is currently affected by insurgent and terrorist violence, including ethnic conflicts; however, self-determination rather than religious, cultural or economic factors has motivated conflicts in India’s northeast. Unequal tribal/non-tribal and inter-tribal power relations have also played a major role in most of the conflicts. Since ethnic rebel groups are often not equipped to engage each other militarily, much of the violence has been directed against civilians, including Bengali settlers and other non-indigenous communities among the targets. At least 818,200 displaced by 2006. IDMC and NRC, *India: Tens of thousands newly displaced in northeastern and central states: A profile of the internal displacement situation*, 9 February, 2006, <https://reliefweb.int/sites/reliefweb.int/files/resources/D5A6ACF6B233BE34C125711000456617-idmc-ind-09feb.pdf>. In addition, IDMC and NRC reported about 215,000 displaced in Western Assam, October 2008, more than 35,000 displaced persons in Mizoram-Tripura, October 1997 and November 2009, and 50,000 in Assam and Meghalaya, December 2010–January 2011. IDMC and NRC, “*This is our land*” *India: Ethnic violence and internal displacement in north-east India*, November 2011, p. 3, <https://www.internal-displacement.org/sites/default/files/inline-files/201111-ap-India-this-is-our-land-sum-country-en.pdf>. Added to these numbers are 3,900 conflict-displaced persons in 2020. See following note.) Mining activities have contributed to conflict in the region as well. “Rat-hole mining rampant in Meghalaya despite NGT ban, *The India Express* (25 December 2018), <https://indianexpress.com/article/north-east-india/meghalaya/rat-hole-mining-rampant-in-meghalaya-despite-ngt-ban-5508812/>; David Laitphlang, “Rampant illegal coal mining in Meghalaya exposed, now illegal coal transportation too,” *Hindustan Times*, (08 January 2019), <https://www.hindustantimes.com/india-news/rampant-illegal-coal-mining-in-meghalaya-exposed-now-illegal-coal-transportation-too/story-k2myOL8nJkifytyvSldjYP.html>; “Riverbed mining 2020: East & North East India,” *South Asia Network on Dams, Rivers and People* (30 October 2020), <https://sandrp.in/2020/10/30/riverbed-mining-2020-east-north-east-india/>; Karishma Hasnat, “Another year, another mining tragedy — why Meghalaya’s ‘rat holes’ won’t stop killing, *The Print* (2 February 2021), <https://theprint.in/india/another-year-another-mining-tragedy-why-meghalayas-rat-holes-wont-stop-killing/594667/>. In July 2020, the Assam government announced an ordinance that would allow the conversion of land for micro, small and medium enterprises to set up industries without the need for any license or clearance, enabling the expropriation of indigenous people’s land. Since 2015, Patanjali, one of the largest businesses in India with annual sales of \$1.6 billion in 2018, has acquired approximately 1485.6 hectares of land for industrial development, despite popular protests. “Assam: Illegal mining continues unabated in Karbi Anglong Hills,” *NE Now News* (22 November 2018), <https://nenow.in/north-east-news/assam-illegal-mining-continues-unabated-karbi-anglong-hills-adjoining-kaziranga.html>; “How do we still manage to conveniently walk away from seeing the interconnection of extractive violence, consumption, market, extractive regime, and labour around us?” Vaishnavi Rathore, “In Her Opinion: Dolly Kikon on Resource Extraction in Northeast India,” *The Bastion* (2 June 2020), <https://thebastion.co.in/interviews/in-her-opinion-dolly-kikon-on-resource-extraction-in-northeast-india/>.
- ⁸³ IDMC, “India Country Information,” New displacements (1 January - 31 December 2020), <https://www.internal-displacement.org/countries/india> accessed 23 September 2021.
- ⁸⁴ Since the majority of the landlords were Hindu, after the Partition of India in 1947, the land reforms of 1950 led to a mass exodus of Hindus. The unsettled nature of Kashmir’s status under dual occupation of Pakistan and India, coupled with the threat of economic and social decline in the face of the land reforms, led to increasing insecurity among the Hindus in Jammu, and among Kashmiri Pandits, 20 per cent of whom had emigrated from the Valley by 1950. Chitrlekha Zutshi, *Languages of Belonging: Islam, Regional Identity, and the Making of Kashmir* (London: C. Hurst & Co. Publishers, 2003), p. 318. Kashmiri Pandits left in much greater numbers in the 1990s, when, according to several scholars, approximately 100,000 of the total Kashmiri Pandit population of 140,000 moved away. Barbara Metcalf and Thomas R. Metcalf, *A Concise History of Modern India* (Cambridge Concise Histories) (Cambridge and New York: Cambridge University Press, 2006), p. 276. Other scholars have suggested a higher figure for the exodus, including the entire population of over 150,000, and 190,000 of a total population of 200,000. T. N. Madan, “Kashmir, Kashmiris, Kashmiriyat: An Introductory Essay,” in Aparna Rao, ed., *The Valley of Kashmir: The Making and Unmaking of a Composite Culture?* (New Delhi: Manohar Publisher, 2008), p. 25.
- ⁸⁵ More recently, the occupation is Kashmir, whose land and people have remained under the multiple alien administrations of Pakistan, India and China for seven decades local disempowerment, multilateral militarization and land grabbing have characterized Jammu & Kashmir during the pandemic, which crisis has followed India’s rescinding of the

autonomy of the territory under its administration/occupation in 2019. "Occupied Kashmir: 'India learned from Israel'," *HLRN News/Dawn* (5 August 2020), <http://www.hlrn.org/activitydetails.php?title=Occupied-Kashmir:-%22India-learned-from-Israel%22&id=pnBnaA==>. Also search Kashmir in the VDB.

⁸⁶ "Gujjar & Bakarwal Forest Families," VDB entry, 17 November 2020, http://www.hlrn.org/admin/violations/article_edit.php?id=55893&back=YXJ0aWNsZV9kaXNwbGF5LnBocA==#.

⁸⁷ Cumulative 1948–1967 = 9,365,000 (9,090,000+275,000) PAX, 209,000–211,000 (154–156,000+55,000) houses:

Of the persons variously displaced by the Israeli colonization of Palestine, 9,090,000 refugees and internally displaced persons are composed of all Palestinians displaced since the ethnic cleansing carried out by Israel since its proclamation in 1948. These include the cumulative 8.3 million Palestinian refugees. ("73 years of Nakba and 73 years of Resistance, NAKBA Statement of BADIL Resource Center for Palestinian Residency and Refugee Rights, 10 May 2021, <http://www.badil.org/en/publication/press-releases/93-2021/5143-pr-en-100521-10.html>.)

This figure includes 5.7 million Palestinians registered as refugees with the UN Refugee Works Agency for Palestine Refugees in the Near East (UNRWA), as well as refugees not presently registered with UNRWA and eligible for its services. (UNRWA, *annual operational report 2021* (East Jerusalem: UNRWA, 2021), https://www.unrwa.org/sites/default/files/content/resources/2020_aor_eng.pdf.) The cumulative number of refugees is derived from the population of including surviving victims of Israel's 1947–48 population transfer of 770–780,000 Palestinians and their descendants who remain refugees since Israel was created. (Janet Abu Lughod, "The Demographic Transformation of Palestine," in Ibrahim Abu Lughod, ed., *The Transformation of Palestine, 1947–1977* (Evanston IL: Northwestern University Press, 1971, reprinted 1987), pp. 139–63.)

Added to these numbers of external refugees are some 790,000 Palestinians continuously displaced inside the Green Line that became the internationally recognized borders of Israel. (BADIL, *op. cit.*; see also Negev Coexistence Forum for Civic Equality, "Uncounted: Indigenous Bedouin citizens neglected by the Israeli Central Bureau of Statistics," August 2021, <https://www.dukium.org/wp-content/uploads/2021/08/Indigenous-Bedouin-citizens-neglected-by-the-Israeli-CBS.pdf>.)

For housing units destroyed during the Nakba, in the process of expelling the Palestine refugees, we estimate the number of expelled refugees divided by 5. Using Janet Abu Lughod's reliable figures (770–780,000 expelled), the resulting estimate would be 154–156,000 housing units, among other buildings. An absolute minimum round number would be 150,000. The Israeli Committee against Home Demolitions (ICAHd) cites 52,000 units destroyed, "Categories of Home Demolitions," 14 March 2020, <https://icahd.org/2020/03/14/categories-of-home-demolitions/>. However, this estimate is approximately one-third of the total. Note: it took the Israelis 15 years to demolish all the depopulated villages between the 1948 and 1967 wars.

In addition, Israel conducted the ethnic cleansing of the Naqab in 1951–53, forcing indigenous Palestinian inhabitants into the infamous *siyaj* (enclosure), with the destruction of 108 of their villages and village points. (See Anthony Coon *et al.* *The Goldberg Opportunity: A Chance for Human Rights-based Statecraft in Israel*, Fact-finding Report No. 13. (Cairo: HIC-HLRN, 2010), <http://hlrn.org/img/documents/Naqab%20FFM%20report%202010.zip>.)

Cumulative in oPt since 1967 = 55,000 houses, approximately 275,000 persons:

Based on information from the Israeli Ministry of Interior, Jerusalem Municipality, Civil Administration, UN OCHA and other UN sources, Palestinian and Israeli human rights organizations, Amnesty International, Human Rights Watch, Israeli Committee against House Demolitions (ICAHd) field work and other sources (updated as of February 2019.) ICAHD, "Categories of Home Demolitions," 14 March 2020, <https://icahd.org/2020/03/14/categories-of-home-demolitions/>. See also following note.

⁸⁸ Palestine inside Green Line: 4,145 PAX and 29 homes/structures 2020: 76,000 under threat:

- 2020: "Israeli authorities demolished at least 29 residential and livelihood structures [145 PAX] that belonged to Bedouin citizens living in "unrecognized" villages in the Negev/Naqab. (Negev Coexistence Forum, "Israel and Occupied Palestinian Territories 2020," (London: Amnesty International, 2021), no page number, <https://www.amnesty.org/en/location/middle-east-and-north-africa/israel-and-occupied-palestinian-territories/report-israel-and-occupied-palestinian-territories/>.)
- 2020 (pending): land grab plans to demolish five unrecognized Palestinian Bedouin villages in the Naqab, which would affect 76,000 Palestinians; Israeli forces have already razed 50 dunums of land in Khirbet al-Watan, where 4,000 Palestinians live. (Lubna Masarwa and Mustafa Abu Sneh, "Palestinian citizens of Israel protest against land grab in Negev desert," *MiddleEastEye* (22 June 2020), <https://www.middleeasteye.net/news/israel-palestinian-bedouin-negev-protest-land-grab>.)

Israeli-occupied Palestine: 1,001 PAX and 656 homes/structures 2020:

- Cumulative: nearly 5 million Palestinians live under Israeli occupation in the West Bank and Gaza: <https://www.amnesty.org/en/location/middle-east-and-north-africa/israel-and-occupied-palestinian-territories/report-israel-and-occupied-palestinian-territories/>

- 2020: from Israeli destruction of [200] homes, 1,001 Palestinians were displaced in oPt excluding Gaza (391 east Jerusalem; 33 areas A&B, 577 Area C): <https://www.ochaopt.org/data/demolition>
 - 2020: Israel demolished an additional 456 non-residential structures and infrastructure facilities: water cisterns, pipes, power grids – essential to health and sanitation. (B'Tselem, 2020 in the Occupied Territories: Heinous killings, settler violence and a home demolitions spike, 04 January 2021: https://www.btselem.org/press_releases/20210104_2020_in_the_occupied_territories_criminal_killings_settler_violence_and_a_spike_in_home_demolitions).
- ⁸⁹ Palestine inside Green Line: 110 PAX and 22 homes/structures 2021: 76,000 under threat
- 2021: al-Araqib demolished for 192nd time, 22 families: VDB estimates 110 Palestinians were affected. ("Israel Demolishes al-`Araqib 192nd Time," *HIC-MENA News/The Palestine Chronicle* (4 September 2021), <http://hlrn.org/activitydetails.php?title=Israel-Demolishes-al-`Araqib-192nd-Time&id=p2plZg==>.)
- Israeli-occupied Palestine: 48,009 PAX and 39,386 homes/structures 2021:
- 2021: Israeli attacks on Gaza destroyed 2,200 homes and damaged an additional 37,000 homes in May: affecting 46,646 Gazan Palestinians. (Nidal al-Mughrabi, "Gaza to begin rebuilding homes destroyed in May conflict," *Reuters* (26 September 2021), <https://www.reuters.com/world/middle-east/gaza-begin-rebuilding-homes-destroyed-may-conflict-2021-09-26/>).
 - 2021: from Israeli destruction of 674 homes 959 Palestinians displaced, with 7,555 people effected in the oPt, excluding Gaza (210 east Jerusalem; 15 areas A&B; 734 Area C) (OCHA, "Data on demolition and displacement in the West Bank," updated to 30 September 2021, <https://www.ochaopt.org/data/demolition>).
 - 81 homes demolished in East Jerusalem (Silwan) in 2021 (405 persons effected) "81 Palestinian homes demolished by Israel in East Jerusalem in 2021," *Middle East Monitor* (11 August 2021), <https://www.middleeastmonitor.com/20210811-81-palestinian-homes-demolished-by-israel-in-east-jerusalem-in-2021/>.
- ⁹⁰ Tibetan refugees and exiles numbered at least 150,000 in 2009. Edward J. Mills, Sonal Singh, Timothy H. Holtz, Robert M. Chase, Sonam Dolma, Joanna Santa-Barbara, and James J. Orbinski, "Prevalence of mental disorders and torture among Tibetan refugees: A systematic review," *BMC International Health and Human Rights*, Vol. 5, No. 7 (2005), <https://www.ncbi.nlm.nih.gov/pmc/articles/PMC1308816/>. Added to these are the cumulative cases entered in the VDB by a search for Tibet from 1950 through 2021..
- ⁹¹ Forced Labor Camp Transfer, VDB entry, 01 January 2020, <http://www.hlrn.org/violation.php?id=p21rZa0=>.
- ⁹² International Campaign for Tibet, "China shuts down historic monastery, evicts monks and nuns," 4 August 2021, <https://savetibet.org/china-shut-downs-historic-monastery-evicts-monks-and-nuns/>. The Red City Temple (Chinese: Hongcheng, 宏城) also known as the Royal Order of Pagoda Temple is a Tibetan Buddhist Sakya School Monastery in Yongjing county of Gansu province in China. The Red City temple has a rich history. It was initially destroyed in 1958 during the Cultural Revolution. The reconstruction was started in 2006 and completed in three years and has more than 3,000 monks. Pranoti Abhyankar, "China closes a Tibetan monastery and forces the monks to return to lay life," *The Tibet Post* (02 August 2021), <https://www.thetibetpost.com/en/news/tibet/7076-china-closes-a-tibetan-monastery-and-forces-the-monks-to-return-to-lay-life>.
- ⁹³ Human Rights Watch, *China's Campaign of Repression Against Xinjiang's Muslims* (2018), <https://www.hrw.org/report/2018/09/09/eradicating-ideological-viruses/chinas-campaign-repression-against-xinjiangs>.
- ⁹⁴ Adrian Zenz, "Xinjiang's System of Militarized Vocational Training Comes to Tibet," *China Brief* Volume: 20 Issue: 17 (22 September 2020), <https://jamestown.org/program/jamestown-early-warning-brief-xinjiangs-system-of-militarized-vocational-training-comes-to-tibet/>. Beijing has detained between 1 million and 3 million Uighur people in internment camps, forced people into modern slavery, curtailed the use of our language and religion and destroyed mosques, shrines and graveyards. Children have been taken from their parents and brainwashed, and women have been sterilized. Dolkun Isa, "East Turkestan: EU Must Do More to Help Uyghurs," *Unrepresented Nations and Peoples Organization* (14 September 2020), <https://unpo.org/article/22061>.
- ⁹⁵ Although no data on 2021-displaced, evicted and/or detained persons are available, Chinese plans indicate the persistence of the policy, including perpetration of the serious crimes of demographic manipulation and population transfer. These 'push and pull' factors of population transfer constitute measures to deny self-determination of the indigenous people of East Turkestan, a violation of a peremptory norm of international law. Evidence of actual and prospective numbers has been provided by Adrian Zenz from previously untranslated sources, primarily the December 2019 "Nankai Report," originally titled the "Work Report on Poverty Alleviation Work of Uyghur Labor Force Transfer in Hotan, Xinjiang" (新疆和田地区维族劳动力转移就业扶贫工作报告, xinjiang hetian diqu weizu laodongli zuanyi jiuye fupin gongzuo baogao), published in by the China Institute of Wealth and Economics at Nankai University (南开大学中国财富经济研究院, nankai daxue zhongguo caifu jingji yanjiuyuan) and deleted from the Chinese internet in mid-2020. These sources show that labor transfers constitute intentional displacements of populations deemed "problematic" by the government. This is complemented by two previously unreported campaigns: (a) a large-scale transfer scheme by which hundreds of thousands of ethnic minority farmers and pastoralists transfer usage rights to their land or herds to state-run collectives for the purpose of "liberating" them to become industrial laborers; and (b) a campaign to settle 300,000 additional Han Chinese

- settlers in Uyghur heartland regions by 2022, in order to “optimize southern Xinjiang’s population structure.” The ongoing demographic manipulation indicates that up to 1.6 million transferred indigenous laborers and around 60 per cent of rural ‘surplus’ laborers (non-employed, able-bodied adults) across Xinjiang are estimated to be generally at risk of becoming subjected to forced displacement and forced labor. Adrian Zenz, *Coercive Labor and Forced Displacement in Xinjiang’s Cross-Regional Labor Transfer Program: A Process-Oriented Evaluation* (Washington: The Jamestown Foundation, March 2021). <https://jamestown.org/wp-content/uploads/2021/03/Coercive-Labor-and-Forced-Displacement-in-Xinjiangs-Cross-Regional-Labor-Transfers-A-Process-Oriented-Evaluation.pdf?x50971>.
- ⁹⁶ Profile of Internal Displacement: Cyprus, compilation of the information available in the Global IDP Database of the Norwegian Refugee Council as of 27 April 2005, <https://www.refworld.org/pdfid/3bd98d542.pdf>.
- ⁹⁷ As of 2010, 13,500 Papuan refugees live in exile in the neighboring Papua New Guinea. Philippe Pataud Celerier, “Autonomy isn’t independence; Indonesian democracy stops in Papua,” *Le Monde Diplomatique* (June 2010), <http://mondediplo.com/2010/06/14indonesia>. The Nduga Refugee Camps, in Papua Province, hosts approximately 5,000 Papuan refugees, among whom are about 700 children. Aisha Kusumasomantri and Yulanda Iek, “Invisible victims of the Papua conflict: the Nduga Regency refugees,” *new mandala* (11 March 2021), <https://www.newmandala.org/invisible-victims-of-the-papua-conflict-the-nduga-regency-refugees/>. Some 7,000 Papuan refugees of the 1984 uprising and TNI retaliation live in Kiunga, Papua New Guinea. Jo Chandler, “Refugees on their own land: the West Papuans in limbo in Papua New Guinea,” *The Guardian* (30 November 2019), <https://www.theguardian.com/world/2019/dec/01/refugees-on-their-own-land-the-west-papuans-in-limbo-in-papua-new-guinea>. Added these are 41,851 IDPs from 2 March through April 2020. (See next footnote.)
- ⁹⁸ International Coalition for Papua (ICP), Foundation for Justice and Integrity of the Papuan People (YKKMP), Papuan Institute for Human Rights Studies and Advocacy (ELSHAM Papua), and Peace and Integrity of Creation Desk of the Papuan Tabernacle Church (JPIC Kingmi Papua), *The Humanitarian Crisis in West Papua: Internal conflict, the displacement of people, and the coronavirus pandemic*, July 2020, https://www.humanrightspapua.org/images/docs/HumanitarianCrisisWestPapua_IDPCovid_July2020.pdf. See entries for ‘West Papua’ in search for ‘Indonesia’ in VDB.
- ⁹⁹ A total of 48 civilians evacuated, including at least two toddlers, after armed group killed two teachers (8–9 April), burnt the home of the local chief (11 April) and torched 12 classrooms in two incidents. Fardah Evarukdijati, “Armed criminals torch homes of Papua tribal chief and teachers,” *Antara News* (17 April 2021), <https://en.antaranews.com/news/172714/armed-criminals-torch-homes-of-papua-tribal-chief-and-teachers>. West Papua National Liberation Army (TPNPB) later claimed responsibility. “KKB Bakar 12 Ruang Sekolah di Beoga, Kerugian Capai Rp 7,2 Miliar Halaman 2,” *Kompas Cyber Media KOMPAS.com* (13 April 2021), <https://regional.kompas.com/read/2021/04/13/095057678/kkb-bakar-12-ruang-sekolah-di-beoga-kerugian-capai-rp-72-miliar>.
- ¹⁰⁰ In 2009, Algerian authorities have estimated the number of Sahrawi refugees in Algeria to be 165,000, an estimate supported by POLISARIO, although the liberation movement recognizes that some refugees have rebased to Mauritania, a country that houses about 26,000 Sahrawis refugees. United State Refugee Committee for Refugees and Immigrants, “World Refugee Survey,” 2009, <http://www.refugees.org/resources/refugee-warehousing/archived-world-refugee-surveys/2009-world-refugee-survey.html>; and UNHCR, “Global Report 2009 – Mauritania,” p. 153, <https://www.unhcr.org/4c09029d9.html>. At end 2017, UNHCR counted the Tindouf Sahrawi refugee camp population at 173,600. UNCHR, “Algeria Factsheet,” August 2010, <http://www.unhcr.org/4c9085bf9.html>; UNHCR, “Global Report, Mauritania,” 2009, p. 153, at: <http://www.unhcr.org/4c09029d9.html>. UNHCR, “Sahrawi Refugees in Tindouf, Algeria: Total In-Camp Population,” March 2018, pp. 5–6, https://www.usc.gal/export9/sites/webinstitucional/gl/institutos/ceso/descargas/UNHCR_Tindouf-Total-In-Camp-Population_March-2018.pdf. The Moroccan occupation army’s forced eviction and burning of the Gdeim Izik protest camp in late 2010 effected some 5,000. “Quand des militants sahraouis montent le procès de notre reporter,” *Jeune Afrique* (10 November 2010), <http://www.jeuneafrique.com/Article/ARTJAJA2600p042-045.xml1/proces-expulsion-jeune-afrique-journalistequand-des-militants-sahraouis-montent-le-proces-de-notre-reporter.html>.
- ¹⁰¹ Wikileaks, *Housing Rights and Afghanistan: Documenting Gross Housing and Land Rights Violations as War Crimes* (Cairo: HIC-HLRN, 2012), http://hlrn.org/img/documents/War_crimes_in_Afghanistan_final.pdf.
- ¹⁰² One in six people is either a returnee or an internally displaced person, totaling 3.5 million, by 2018. International Organisation for Migration (IOM), “Displacement Survey Shows 3.5 Million Internally Displaced, Returnees from Abroad in 15 Afghan Provinces” (2018), <http://afghanistan.iom.int/press-releases/displacement-survey-shows-35-million-internally-displaced-returnees-abroad-15-afghan>; estimated displaced Persons between 2019 and 2021 exceed 1.05 million.
- ¹⁰³ OCHA, 01 January–31 December 2020, <https://www.humanitarianresponse.info/en/operations/afghanistan/idps>. A Taliban offensive in Kunar province on 20 February, on the eve of the announcement of a deal between the group and the US, triggered nearly 9,800 new displacements in a single day. International Crisis Group, “U.S. and Taliban Announce Agreement on Afghanistan,” 21 February 2020, <https://www.crisisgroup.org/asia/south-asia/afghanistan/us-and-taliban-announce-agreement-afghanistan>.
- ¹⁰⁴ OCHA, 01 January–07 September 2020, <https://www.humanitarianresponse.info/en/operations/afghanistan/idps>.

-
- ¹⁰⁵ A total of 735,000 have been displaced in Azerbaijan since 1988 regardless of ethnicity. IDMC, Global Internal Displacement Database, 2020 Internal Displacement, “Azerbaijan,” <https://www.internal-displacement.org/database/displacement-data>.
- ¹⁰⁶ Half of the 150,000 Armenian population of Nagorno-Karabakh (75,000) took refuge during the 2020 war. 25,000 returned as of December 2020. “Nagorno-Karabakh,” in VDB, 27 September 2020, <http://www.hlrn.org/violation.php?id=p21sa6Y=>. UNHCR, “Armenia: UNHCR Operational Update - April - June 2021 (English),” 16 August 2021, <https://data2.unhcr.org/en/documents/details/88218>.
- ¹⁰⁷ According to the Government of Armenia, 36,989 Persons remained in a refugee-like situation in Armenia as of 25 May 2021. UNHCR, “Armenia: UNHCR Operational Update - April - June 2021 (English),” 16 August 2021, <https://data2.unhcr.org/en/documents/details/88218>.
- ¹⁰⁸ According to the Ministry of Social Policy of Ukraine, in April 2020, 1,446,881 people were registered as IDPs in the country. UNHCR, “National Monitoring System Report on the Situation of Internally Displaced Persons - March 2020,” 21 January 2021, <https://dtm.iom.int/reports/ukraine-%E2%80%94-national-monitoring-system-report-situation-internally-displaced-persons-march>. U.S. Department of State, “2020 Country Reports on Human Rights Practices: Ukraine,” 2020, <https://www.state.gov/reports/2020-country-reports-on-human-rights-practices/ukraine/>. Cumulative: 1.46 million persons are registered as displaced in the Ukraine, with over half (51%) residing in Donetsk and Luhansk oblasts (Donbas):
- 82% displaced more than three years, considered protracted
 - 35% only have enough money for food; 10 per cent don’t have enough money for food
 - Damage to water pipelines, homes and social institutions limits access to adequate heating, hygiene facilities, and clean drinking water (IOM, “Ukraine Crisis Response Plan 2021–2023,” 27 January 2021, p. 3, https://www.crisisresponse.iom.int/sites/default/files/appeal/pdf/2021_Ukraine_Crisis_Response_Plan_2021_2023.pdf).
 - IDPs were 734,000 at the end of 2020, the majority of whom had been displaced during 2014 and 2015 (IDMC, “Ukraine,” Country Information, <https://www.internal-displacement.org/countries/ukraine>).
 - In 2020, “passportization” became widespread: Russia issued nearly 200,000 Russian passports to Ukrainians in Donetsk and Luhansk (Fabian Burkhardt, “Russia’s ‘Passportisation’ of the Donbas: The Mass Naturalisation of Ukrainians Is More Than a Foreign Policy Tool,” *Stiftung Wissenschaft und Politik*, SWP Comment 2020/C 41 (3 August 2020), <https://www.swp-berlin.org/10.18449/2020C41/>).
 - Also in 2020, the Ukrainian government adopted a policy that links pension eligibility with displaced persons’ status, leading to discrimination and hardship for elderly living in nongovernment-controlled areas (Human Rights Watch, “Ukraine: Events of 2020,” 2021, <https://www.hrw.org/world-report/2021/country-chapters/ukraine>).
 - “Roughly 600,000 people live in unsafe settlements on both sides of the front lines where they are exposed daily to shelling, landmines, and tight restrictions on freedom of movement and basic services,” International Crisis Group, “Nobody Wants Us”: The Alienated Civilians of Eastern Ukraine,” Report No. 252, 1 October 2018,, <https://www.crisisgroup.org/europe-central-asia/eastern-europe/ukraine/252-nobody-wants-us-alienated-civilians-eastern-ukraine>.
- ¹⁰⁹ Three houses were destroyed or damaged in December 2020, “UKRAINE: Humanitarian Snapshot – December 2020,” 15 January 2021, https://www.humanitarianresponse.info/sites/www.humanitarianresponse.info/files/documents/files/ukraine_humanitarian_snapshot_20210115-eng.pdf.
- ¹¹⁰ In July 2021, two attacks took place against water facilities amid 52 cases of destruction or damage to private houses. OCHA, “UKRAINE: Humanitarian Snapshot – July 2021,” 11 August 2021, https://reliefweb.int/sites/reliefweb.int/files/resources/ukraine_humanitarian_snapshot_20210811-eng.pdf; 36 houses destroyed or damaged in August 2021, “UKRAINE: Humanitarian Snapshot – August 2021,” 18 September 2021, <https://reports.unocha.org/en/country/ukraine/card/2aRDKQua1g/>.